

City of Forest Lake


Washington County, Minnesota



2024 Adopted Budget

Prepared By: The Department of Finance and Administration

Patrick Casey, City Administrator
Kevin Knopik, Finance Director



Forest Lake

AS GOOD AS IT SOUNDS

**City of Forest Lake
Table of Contents**

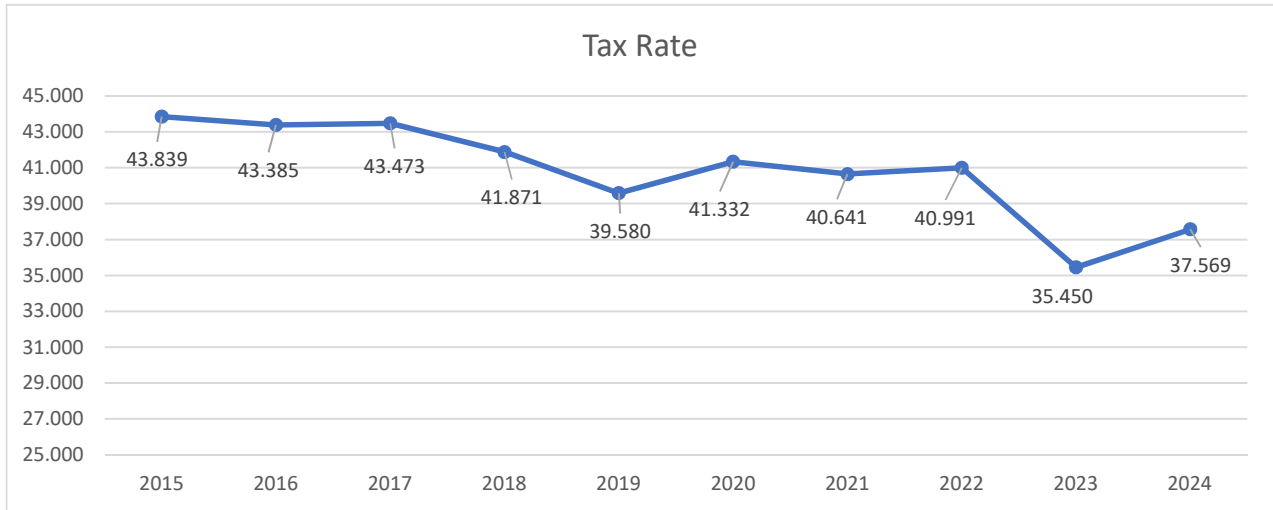
	Page
Budget Summary Information	
City Tax Levy History	1
City Tax Rate History	2
General Fund Revenue Summary	3
General Fund Revenue Graph	4
General Fund Expenditure Summary	5
General Fund Expenditure Graph	6
Personnel Budget	7
Capital Outlay Budget Detail	8
Budget Summary Information	
General Fund	9
Park Dedication Fund	18
Surface Water Management Fund	21
Drug Forfeiture Fund	24
Capital Improvement Fund	27
Economic Development Fund	30
TIF #2 Cherrywood Pointe	33
TIF #87 Centennial Office Park	36
Old City Hall Redevelopment TIF District	39
Airport Fund	42
Debt Service EDA Refunding	45
Debt Service YMCA	48
Debt Service Pavement	51
2024 Equipment Certificate	54
Capital Equipment Fund	56
Building Maintenance	59
Water Fund	62
Sewer Fund	65

**City of Forest Lake
Total Tax Levy 2015 - 2024**



<u>Year</u>	<u>Total Tax Levy</u>	<u>Dollar Increase</u>
2015	\$ 8,350,000	
2016	\$ 8,668,574	\$ 318,574
2017	\$ 9,476,225	\$ 807,651
2018	\$ 10,002,450	\$ 526,225
2019	\$ 10,263,320	\$ 260,870
2020	\$ 10,851,961	\$ 588,641
2021	\$ 11,447,799	\$ 595,838
2022	\$ 12,278,700	\$ 830,901
2023	\$ 13,126,354	\$ 847,654
2024	\$ 14,952,629	\$ 1,826,275

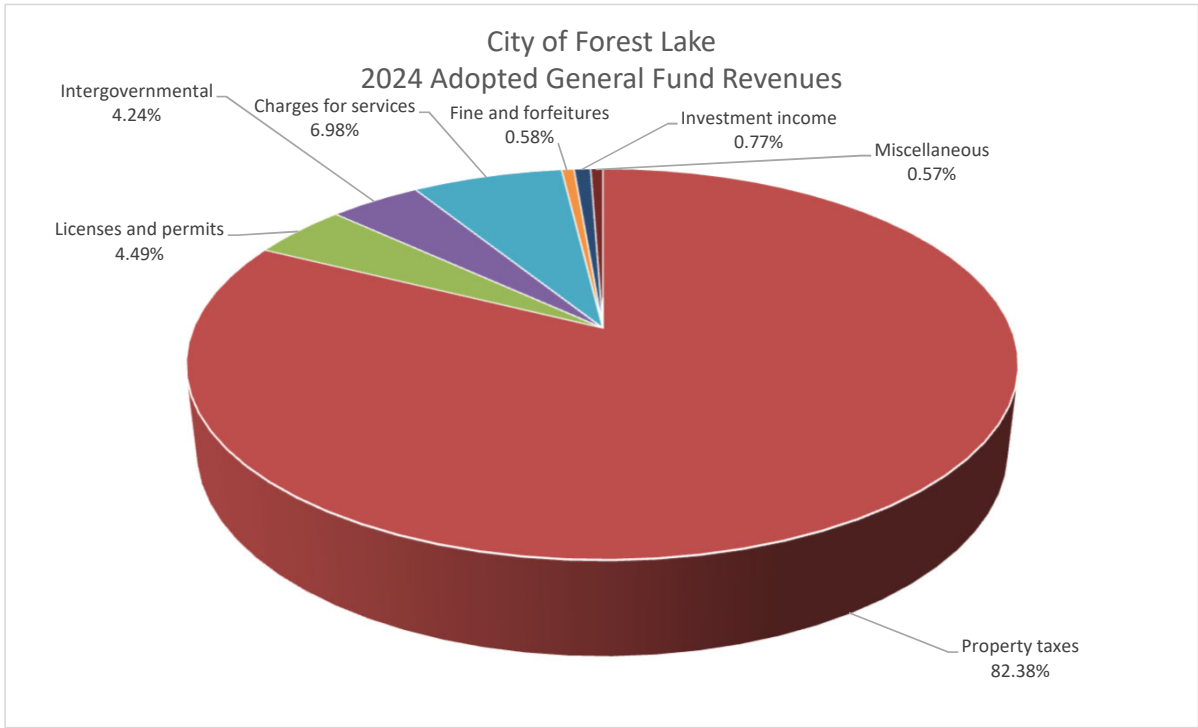
**City of Forest Lake
Tax Rate 2015 - 2024**



<u>Year</u>	<u>Tax Rate</u>
2015	43.839
2016	43.385
2017	43.473
2018	41.871
2019	39.580
2020	41.332
2021	40.641
2022	40.991
2023	35.450
2024	37.569

**City of Forest Lake
General Fund Revenue Summary**

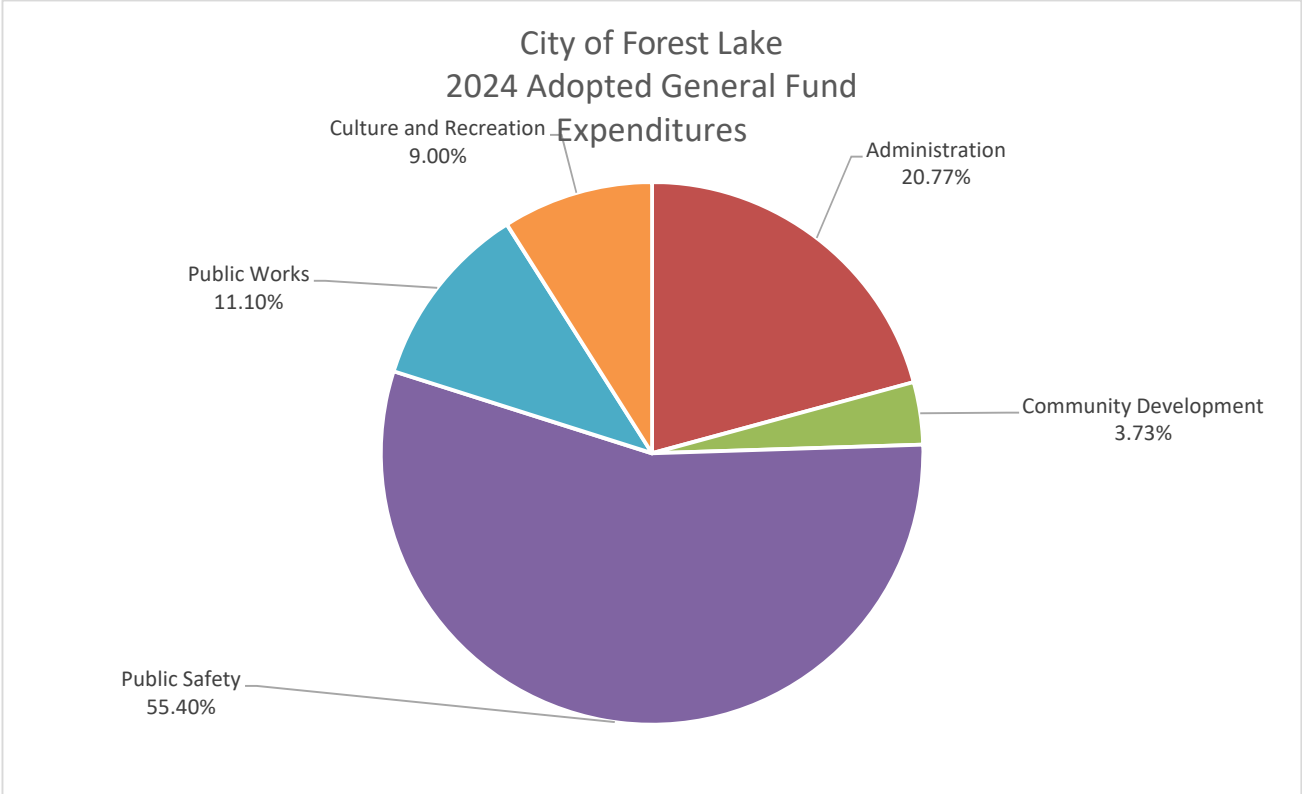
Function	2021 Actual	2022 Actual	2023 Budget	2024 Budget	Dollar Increase/ Decrease	Percent Increase/ Decrease
Property taxes	\$ 8,119,688	\$ 8,741,437	\$ 9,383,874	\$ 10,204,674	\$ 820,800	8.7%
Licenses and permits	564,223	566,469	542,000	556,000	\$ 14,000	2.6%
Intergovernmental	540,061	2,766,483	453,000	525,755	\$ 72,755	16.1%
Charges for services	757,158	803,533	749,690	864,871	\$ 115,181	15.4%
Fine and forfeitures	81,098	70,297	76,500	71,500	\$ (5,000)	-6.5%
Investment income	(9,076)	(87,143)	95,000	95,000	\$ -	0.0%
Miscellaneous	10,431	203,623	68,900	70,130	\$ 1,230	1.8%
Other financing sources	106,563	-	-	-	\$ -	0.0%
Total	\$ 10,170,146	\$ 13,064,699	\$ 11,368,964	\$ 12,387,930	\$ 1,018,966	9.0%



Type	Budget	Percent
Property taxes	\$ 10,204,674	82.38%
Licenses and permits	\$ 556,000	4.49%
Intergovernmental	\$ 525,755	4.24%
Charges for services	\$ 864,871	6.98%
Fine and forfeitures	\$ 71,500	0.58%
Investment income	\$ 95,000	0.77%
Miscellaneous	\$ 70,130	0.57%
Total	\$ 12,387,930	100%

City of Forest Lake
General Fund Expenditure Summary

Function	2021 Actual	2022 Actual	2023 Budget	2024 Budget	Dollar Increase/ Decrease	Percent Increase/ Decrease
Administration						
Mayor and Council	\$ 56,671	\$ 58,392	\$ 61,579	\$ 62,379	\$ 800	1.3%
Administration	416,410	383,649	425,458	535,046	109,588	25.8%
Finance	870,391	805,208	814,210	932,553	118,343	14.5%
Elections	6,962	58,974	7,200	66,200	59,000	819.4%
Information Technology	270,637	185,598	317,635	375,000	57,365	18.1%
Assessing	121,430	128,937	127,500	141,189	13,689	10.7%
Legal	70,124	71,151	70,000	72,000	2,000	2.9%
General government buildings	293,865	335,036	315,256	386,180	70,924	22.5%
Human Rights Commission	-	-	2,260	2,260	-	0.0%
Total Administration	<u>2,106,490</u>	<u>2,026,945</u>	<u>2,141,098</u>	<u>2,572,807</u>	<u>431,709</u>	<u>20.2%</u>
Community Development	<u>191,315</u>	<u>409,664</u>	<u>421,682</u>	<u>461,711</u>	<u>40,029</u>	<u>9.5%</u>
Public Safety						
Police	4,261,807	4,637,532	4,978,381	5,268,119	289,738	5.8%
Fire	935,814	1,017,439	1,003,188	1,082,017	78,829	7.9%
Building Inspections	429,425	465,477	494,872	513,242	18,370	3.7%
Total Public Safety	<u>5,627,046</u>	<u>6,120,448</u>	<u>6,476,441</u>	<u>6,863,378</u>	<u>\$ 386,937</u>	<u>6.0%</u>
Public Works						
Streets	956,578	1,060,556	959,536	998,924	39,388	4.1%
Street lighting	125,673	146,932	115,000	162,500	47,500	41.3%
Engineering	42,993	25,000	42,000	30,000	(12,000)	-28.6%
Equipment shop	143,617	153,561	155,991	167,752	11,761	7.5%
Compost	15,654	12,747	15,420	15,765	345	2.2%
Recycling	22,856	536	-	-	-	0.0%
Weed harvester	17,523	18,365	-	-	-	0.0%
Total Public Works	<u>1,324,894</u>	<u>1,417,697</u>	<u>1,287,947</u>	<u>1,374,941</u>	<u>86,994</u>	<u>6.8%</u>
Culture and Recreation						
Park programs	229,429	219,727	239,921	221,355	(18,566)	-7.7%
Arts in the Park	-	-	-	22,200	22,200	100.0%
Golf Course	20,648	192,952	62,150	63,000	850	1.4%
Park maintenace	450,389	517,235	658,514	703,241	44,727	6.8%
Senior Center	68,436	106,353	81,211	105,297	24,086	29.7%
Total Culture and Recreation	<u>768,902</u>	<u>1,036,267</u>	<u>1,041,796</u>	<u>1,115,093</u>	<u>\$ 73,297</u>	<u>7.0%</u>
Transfers out	<u>10,000</u>	<u>2,287,605</u>	<u>-</u>	<u>-</u>	<u>-</u>	<u>0.0%</u>
Total	<u><u>\$ 10,028,647</u></u>	<u><u>\$ 13,298,626</u></u>	<u><u>\$ 11,368,964</u></u>	<u><u>\$ 12,387,930</u></u>	<u><u>\$ 1,018,966</u></u>	<u><u>9.0%</u></u>



Type	Budget	Percent
Administration	\$ 2,572,807	20.77%
Community Development	\$ 461,711	3.73%
Public Safety	\$ 6,863,378	55.40%
Public Works	\$ 1,374,941	11.10%
Culture and Recreation	\$ 1,115,093	9.00%
Total	<u>\$ 12,387,930</u>	<u>100%</u>


**City of Forest Lake
Personnel Totals**

Function	2021 Actual	2022 Actual	2023 Budget	2024 Budget
General Government				
Administration	3	3	3	4
Finance	4	4	4	4
Community Development	1	2	3	3
Facilities Maintenance	2	2	2	2
Senior Center	1	1	1	1
Public Safety				
Police:				
Police Chief	1	1	1	1
Police Capitain	1	1	1	1
Sworn Officers	25	25	25	25
Office Staff	3	3	3	3
Fire:				
Fire Chief	1	1	1	1
Building Inspection	4	4	4	4
Public Works				
Highways and Streets	7	7	6	6
Maintenance	1	1	1	1
Surface Water Management	1	1	1	2
Culture and Recreation				
Parks Programs	1	1	1	1
Parks Maintenance	3	3	4	4
Proprietary				
Water	3	3	3	3
Sewer	2	2	2	2
Finance - Utility Billing	1	1	1	1
Total	<u>65</u>	<u>66</u>	<u>67</u>	<u>69</u>

(1) Includes employees working a minimum of 20 hours per week. Does not include temporary and seasonal workers or volunteer firefighters.

**City of Forest Lake
Capital Outlay Budget Detail**

Fund	Department	Description	Replacement - R or New - N	Revenue from Sale or trade-in	Cost Without trade-in
203 - Park Dedication					
	Parks	Beltz Park - Pavilion/Ped Facilities/Playground.	R/N		\$ 650,000
	Parks	Fenway Park - Infield Improvements	R		250,000
Total					<u>\$ 900,000</u>
205 - Surface Water Management					
	Surface Water Mgmt.	Local Street Maintenance Projects Cost Share	R		\$ 25,000
	Surface Water Mgmt.	Pick up Truck	R		52,500
Total					<u>\$ 77,500</u>
211 - Capital Improvement					
	Streets	Local Street Maintenance Projects	R		\$ 1,842,000
	Streets	CSAH 33 Reconstruction	R		1,700,000
	Streets	Eureka Ave N Reconstruction	R		4,030,000
Total					<u>\$ 7,572,000</u>
401- Capital Equipment					
	Police	Patrol Vehicles (3)	R	\$ 24,750	\$ 228,000
	Police	In-Car Camera Replacement	R		150,000
	Police	Body Worn Cameras/Back-End Storage	R		91,000
	Fire	UTV 6x6 Rangers - 2006	R		30,836
	Fire	Engine 1	R	10,000	534,746
	Fire	Engine 3	R	5,000	451,103
	Fire	Radio Replacements 800 mhz	R		18,000
	Public Works	4x4 Pickup Trucks	R	7,500	52,500
	Public Works	One Ton Trucks	R	12,000	75,000
	Public Works	Loader	R	75,000	218,418
	Public Works	Skid Steer	R	50,000	85,000
	Public Works	Plowing Control Upgrades	R		25,000
	Public Works	Trailers	R	1,000	17,500
	Public Works	Zero Turn Mowers	R	8,000	17,000
Total					<u>\$ 1,994,103</u>
631- Water Fund					
	Water	WTP Softener Rehabilitation			\$ 135,000
	Water	Local Street Maintenance Projects Cost Share			25,000
	Water	WTP Industrial Waste SAC Purchases			100,000
	Water	CSAH 33 Reconstruction			450,000
	Water	Wellhead Protection Plan - Phase I			20,000
Total					<u>\$ 730,000</u>
632- Sewer Fund					
	Sewer	Manhole Lining			\$ 50,000
	Sewer	Local Street Maintenance Projects Cost Share			25,000
	Sewer	Eureka Ave N Reconstruction			300,000
	Sewer	CSAH 33 Reconstruction			75,000
Total					<u>\$ 450,000</u>



Forest Lake

AS GOOD AS IT SOUNDS

**GENERAL FUND
FUND 101**

BUDGET REPORT FOR FOREST LAKE

Fund: 101 GENERAL FUND

GL NUMBER	DESCRIPTION	2023 ADOPTED BUDGET	2024 ADOPTED BUDGET	2024 ADOPTED AMT CHANGE	2024 ADOPTED% CHANGE
ESTIMATED REVENUES					
Dept 41-1400 - FINANCE					
101-41-1400-32110	LIQUOR LICENSES	42,000	50,000	8,000	19.05
101-41-1400-32170	CORPORATE LICENSES	3,000	3,000		
101-41-1400-32182	TOBACCO LICENSES	6,000	6,500	500	8.33
101-41-1400-32185	GAMBLING PERMITS	900	900		
101-41-1400-34097	FIRE ADMINISTRATION FEES	10,000	10,000		
101-41-1400-34107	ASSESSMENT SEARCH CHARGES		150	150	
101-41-1400-36215	CABLE TV ADMINSTRATIVE FEES	15,300	15,300		
101-41-1400-36240	REFUNDS & REIMBURSEMENTS	40,000	40,000		
Totals for dept 41-1400 - FINANCE		117,200	125,850	8,650	7.38
Dept 41-1910 - COMMUNITY DEVELOPMENT					
101-41-1910-32215	SIGN PERMITS	6,000	6,000		
101-41-1910-32271	PLANNING & ZONING PERMITS	30,000	35,000	5,000	16.67
Totals for dept 41-1910 - COMMUNITY DEVELOPMENT		36,000	41,000	5,000	13.89
Dept 42-2100 - POLICE					
101-42-2100-33160	FEDERAL GRANTS	10,000	10,000		
101-42-2100-33400	STATE GRANTS	10,000	10,000		
101-42-2100-33401	STATE OF MN/PUB SAFETY BENEFIT	5,000	5,000		
101-42-2100-33416	STATE POLICE REIMB TRAING	240,000	240,000		
101-42-2100-34203	REPORT COPIES	2,500	2,500		
101-42-2100-34205	SCHOOL SECURITY/POLICE LIAISON	281,200	285,000	3,800	1.35
101-42-2100-34790	INVESTIGATIONS/LICENSE APPS	1,800	1,800		
101-42-2100-34791	WASH CO/REIMB POLICE	5,000	5,000		
101-42-2100-35101	COURT FINES/PROSECUTION	75,000	70,000	(5,000)	(6.67)
101-42-2100-35102	LOCKOUT FEES	1,000	1,000		
101-42-2100-35103	LIQUOR/TOBACCO VIOLATION FEES	500	500		
101-42-2100-36240	REFUNDS & REIMBURSEMENTS	2,300	2,300		
Totals for dept 42-2100 - POLICE		634,300	633,100	(1,200)	(0.19)
Dept 42-2125 - SAFETY CAMP					
101-42-2125-34121	SAFETY CAMP FEES	1,000	1,000		
101-42-2125-36236	SAFETY CAMP DONATIONS	6,000	6,000		
Totals for dept 42-2125 - SAFETY CAMP		7,000	7,000		
Dept 42-2200 - FIRE					
101-42-2200-33433	STATE OF MN/REIMB FIRE	5,000	10,000	5,000	100.00
101-42-2200-34501	COLUMBUS FEES	163,890	183,052	19,162	11.69
Totals for dept 42-2200 - FIRE		168,890	193,052	24,162	14.31
Dept 42-2250 - FIRE PENSION					
101-42-2250-33420	STATE FIRE RELIEF PENSION AID	175,000	185,000	10,000	5.71
Totals for dept 42-2250 - FIRE PENSION		175,000	185,000	10,000	5.71
Dept 42-2300 - FIRE INSPECTION					
101-42-2300-32250	FIRE INSPECTION PERMITS	15,000	15,000		
Totals for dept 42-2300 - FIRE INSPECTION		15,000	15,000		
Dept 42-2400 - BUILDING INSPECTION					
101-42-2400-32150	MASTER GAS INSTALLER LICENSE	3,100	3,100		
101-42-2400-32210	BUILDING PERMITS	335,000	335,000		
101-42-2400-32211	BUILDING PERMIT PENALTIES	1,000	1,500	500	50.00
101-42-2400-32220	GAS INSTALL/HEATING PERMITS	55,000	55,000		
101-42-2400-32230	PLUMBING PERMITS	45,000	45,000		
101-42-2400-34104	BLDG PERMIT PLAN CHECK FEES	155,000	175,000	20,000	12.90
Totals for dept 42-2400 - BUILDING INSPECTION		594,100	614,600	20,500	3.45
Dept 42-2500 - EMERGENCY MANAGEMENT					
101-42-2500-36240	REFUNDS & REIMBURSEMENTS		1,230	1,230	
Totals for dept 42-2500 - EMERGENCY MANAGEMENT			1,230	1,230	
Dept 43-3100 - STREETS					
101-43-3100-34103	TOWER ANTENNA RENTAL	71,400	110,787	39,387	55.16
Totals for dept 43-3100 - STREETS		71,400	110,787	39,387	55.16
Dept 45-5120 - PARK PROGRAMS					
101-45-5120-34115	SHELTER/COMM GARDEN RENTALS	2,100	2,500	400	19.05
101-45-5120-34118	ARTS IN PARK VENDOR FEES	6,000		(6,000)	(100.00)
101-45-5120-34120	PARK USER FEES	17,600	18,000	400	2.27
101-45-5120-36234	PARK-MISC CONTRIBUTIONS/DONATN	2,000	2,000		
Totals for dept 45-5120 - PARK PROGRAMS		27,700	22,500	(5,200)	(18.77)
Dept 45-5122 - ARTS IN THE PARK					
101-45-5122-34118	ARTS IN PARK VENDOR FEES		6,500	6,500	
101-45-5122-34122	SPONSORSHIP REVENUE		15,000	15,000	

BUDGET REPORT FOR FOREST LAKE

Fund: 101 GENERAL FUND

GL NUMBER	DESCRIPTION	2023 ADOPTED BUDGET	2024 ADOPTED BUDGET	2024 ADOPTED AMT CHANGE	2024 ADOPTED% CHANGE	
ESTIMATED REVENUES						
Dept 45-5122 - ARTS IN THE PARK						
Totals for dept 45-5122 - ARTS IN THE PARK			21,500	21,500		
Dept 45-5130 - GOLF COURSE						
101-45-5130-34102	GOLF COURSE/LEASES		10,000	10,000		
Totals for dept 45-5130 - GOLF COURSE			10,000	10,000		
Dept 45-5200 - PARK MAINTENANCE						
101-45-5200-34120	PARK USER FEES	10,100	10,100			
Totals for dept 45-5200 - PARK MAINTENANCE			10,100	10,100		
Dept 46-6625 - SENIOR CENTER						
101-46-6625-34100	RENTALS	5,000	25,982	20,982	419.64	
101-46-6625-34103	TOWER ANTENNA RENTAL	15,300		(15,300)	(100.00)	
101-46-6625-36230	CONTRIBUTIONS/DONATIONS	2,300	2,300			
101-46-6625-36237	SENIOR MEMBERSHIP FEES	1,800	2,500	700	38.89	
101-46-6625-36252	CONTRIBUTIONS AND DONATIONS	1,000	1,000			
Totals for dept 46-6625 - SENIOR CENTER			25,400	31,782	6,382	25.13
Dept 49-9200 - UNALLOCATED						
101-49-9200-31010	PROPERTY TAXES	9,383,874	10,204,674	820,800	8.75	
101-49-9200-33401	LOCAL GOVERNMENT AID (LGA)		57,755	57,755		
101-49-9200-33404	ST MN / MV AG CREDIT	8,000	8,000			
101-49-9200-36210	INTEREST EARNINGS	95,000	95,000			
Totals for dept 49-9200 - UNALLOCATED			9,486,874	10,365,429	878,555	9.26
TOTAL ESTIMATED REVENUES		11,368,964	12,387,930	1,018,966	8.96	

BUDGET REPORT FOR FOREST LAKE

Fund: 101 GENERAL FUND

GL NUMBER	DESCRIPTION	2023 ADOPTED BUDGET	2024 ADOPTED BUDGET	2024 ADOPTED AMT CHANGE	2024 ADOPTED% CHANGE
APPROPRIATIONS					
Dept 41-1110 - MAYOR & COUNCIL					
101-41-1110-51010	FULL TIME WAGES	28,800	28,800		
101-41-1110-51210	PERA CONTRIBUTIONS	275	275		
101-41-1110-51220	FICA CONTRIBUTIONS	1,786	1,786		
101-41-1110-51230	MEDICARE	418	418		
101-41-1110-52010	OFFICE SUPPLIES	100	100		
101-41-1110-52100	OPERATING SUPPLIES	200		(200)	(100.00)
101-41-1110-53080	SEMINARS & TRAINING	2,300	2,300		
101-41-1110-53210	TELEPHONE	400	400		
101-41-1110-53220	POSTAGE	100	100		
101-41-1110-53500	PRINTING	300	300		
101-41-1110-53520	PUBLISHING & ADS	500	500		
101-41-1110-54330	DUES & SUBSCRIPTIONS	7,400	7,400		
101-41-1110-54340	LMCIT DUES	18,500	20,000	1,500	8.11
101-41-1110-54370	MISCELLANEOUS	500		(500)	(100.00)
Totals for dept 41-1110 - MAYOR & COUNCIL		61,579	62,379	800	1.30
Dept 41-1320 - ADMINISTRATION					
101-41-1320-51010	FULL TIME WAGES	290,460	371,504	81,044	27.90
101-41-1320-51090	OVERTIME WAGES	5,000	5,000		
101-41-1320-51210	PERA CONTRIBUTIONS	22,159	28,238	6,079	27.43
101-41-1320-51220	FICA CONTRIBUTIONS	16,884	21,908	5,024	29.76
101-41-1320-51230	MEDICARE	4,284	5,459	1,175	27.43
101-41-1320-51310	HEALTH INSURANCE	37,211	52,008	14,797	39.77
101-41-1320-51320	DENTAL INSURANCE	2,715	3,806	1,091	40.18
101-41-1320-51325	HCSP BENEFIT	726	936	210	28.93
101-41-1320-51330	LIFE INSURANCE	244	315	71	29.10
101-41-1320-51600	DISABILITY INSURANCE	905	972	67	7.40
101-41-1320-52010	OFFICE SUPPLIES	800	800		
101-41-1320-53070	PROFESSIONAL SERVICES	7,000	7,000		
101-41-1320-53080	SEMINARS & TRAINING	8,600	8,600		
101-41-1320-53210	TELEPHONE	1,170	1,200	30	2.56
101-41-1320-53700	MILEAGE REIMB	4,700	4,700		
101-41-1320-54330	DUES & SUBSCRIPTIONS	2,700	2,700		
101-41-1320-54370	MISCELLANEOUS	2,100	2,100		
101-41-1320-54371	CONTINGENCY	15,000	15,000		
101-41-1320-54520	ADMINISTRATN/PUBLISHING & ADS	2,800	2,800		
Totals for dept 41-1320 - ADMINISTRATION		425,458	535,046	109,588	25.76
Dept 41-1400 - FINANCE					
101-41-1400-51010	FULL TIME WAGES	228,907	239,573	10,666	4.66
101-41-1400-51210	PERA CONTRIBUTIONS	17,170	17,961	791	4.61
101-41-1400-51220	FICA CONTRIBUTIONS	14,194	14,847	653	4.60
101-41-1400-51230	MEDICARE	3,319	3,472	153	4.61
101-41-1400-51310	HEALTH INSURANCE	24,286	25,638	1,352	5.57
101-41-1400-51320	DENTAL INSURANCE	1,304	1,290	(14)	(1.07)
101-41-1400-51325	HCSP BENEFIT	699	699		
101-41-1400-51330	LIFE INSURANCE	235	235		
101-41-1400-51600	DISABILITY INSURANCE	804	841	37	4.60
101-41-1400-52010	OFFICE SUPPLIES	7,600	7,600		
101-41-1400-52210	REPAIR & MAINT SUPPLIES	3,500	3,500		
101-41-1400-53010	AUDIT SERVICES	19,500	15,200	(4,300)	(22.05)
101-41-1400-53070	PROFESSIONAL SERVICES	35,000	32,000	(3,000)	(8.57)
101-41-1400-53080	SEMINARS & TRAINING	3,500	3,500		
101-41-1400-53220	POSTAGE	1,000	1,500	500	50.00
101-41-1400-53520	PUBLISHING & ADS	700	700		
101-41-1400-53600	INSURANCE	432,792	541,297	108,505	25.07
101-41-1400-53700	MILEAGE REIMB	200	200		
101-41-1400-54040	REPAIR & MAINT EQUIPMENT	8,500	10,000	1,500	17.65
101-41-1400-54050	REPAIR & MAINT CONTRACTS	1,500	1,500		
101-41-1400-54330	DUES & SUBSCRIPTIONS	500	1,000	500	100.00
101-41-1400-54370	MISCELLANEOUS	9,000	10,000	1,000	11.11
Totals for dept 41-1400 - FINANCE		814,210	932,553	118,343	14.53
Dept 41-1410 - ELECTIONS					
101-41-1410-53070	PROFESSIONAL SERVICES	7,200	66,200	59,000	819.44
Totals for dept 41-1410 - ELECTIONS		7,200	66,200	59,000	819.44
Dept 41-1500 - INFORMATION TECHNOLOGY					
101-41-1500-52100	OPERATING SUPPLIES	25,000	25,000		
101-41-1500-53090	COMPUTER SUPPORT	292,635	350,000	57,365	19.60
Totals for dept 41-1500 - INFORMATION TECHNOLOGY		317,635	375,000	57,365	18.06
Dept 41-1550 - ASSESSING					
101-41-1550-53120	ASSESSING/SERVICES	127,500	141,189	13,689	10.74
Totals for dept 41-1550 - ASSESSING		127,500	141,189	13,689	10.74

BUDGET REPORT FOR FOREST LAKE

Fund: 101 GENERAL FUND

GL NUMBER	DESCRIPTION	2023 ADOPTED BUDGET	2024 ADOPTED BUDGET	2024 ADOPTED AMT CHANGE	2024 ADOPTED% CHANGE
APPROPRIATIONS					
Dept 41-1601 - LEGAL					
101-41-1601-53040	LEGAL SERVICES	70,000	72,000	2,000	2.86
Totals for dept 41-1601 - LEGAL		70,000	72,000	2,000	2.86
Dept 41-1910 - COMMUNITY DEVELOPMENT					
101-41-1910-51010	FULL TIME WAGES	214,731	248,791	34,060	15.86
101-41-1910-51020	BOARD MEMBERS WAGES	5,400	5,400		
101-41-1910-51210	PERA CONTRIBUTIONS	20,605	18,650	(1,955)	(9.49)
101-41-1910-51220	FICA CONTRIBUTIONS	15,480	17,645	2,165	13.99
101-41-1910-51230	MEDICARE	3,621	4,127	506	13.97
101-41-1910-51310	HEALTH INSURANCE	36,584	40,367	3,783	10.34
101-41-1910-51320	DENTAL INSURANCE	1,329	1,313	(16)	(1.20)
101-41-1910-51325	HCSP BENEFIT	750	750		
101-41-1910-51330	LIFE INSURANCE	253	253		
101-41-1910-51600	DISABILITY INSURANCE	629	825	196	31.16
101-41-1910-52010	OFFICE SUPPLIES	600	800	200	33.33
101-41-1910-52100	OPERATING SUPPLIES	200		(200)	(100.00)
101-41-1910-52120	MOTOR FUEL	300		(300)	(100.00)
101-41-1910-53040	LEGAL SERVICES	60,000	60,000		
101-41-1910-53050	ENGINEERING CHARGES	10,000	10,000		
101-41-1910-53070	PROFESSIONAL SERVICES	41,100	41,100		
101-41-1910-53080	SEMINARS & TRAINING	3,500	3,500		
101-41-1910-53140	CITY MAPS UPDATES	1,000	1,250	250	25.00
101-41-1910-53210	TELEPHONE		540	540	
101-41-1910-53220	POSTAGE	1,000	1,000		
101-41-1910-53500	PRINTING	600	600		
101-41-1910-53520	PUBLISHING & ADS	2,000	2,250	250	12.50
101-41-1910-53700	MILEAGE REIMB	300	350	50	16.67
101-41-1910-54330	DUES & SUBSCRIPTIONS	1,500	2,000	500	33.33
101-41-1910-54370	MISCELLANEOUS	200	200		
Totals for dept 41-1910 - COMMUNITY DEVELOPMENT		421,682	461,711	40,029	9.49
Dept 41-1940 - GENERAL GOVERNMENT BUILDINGS					
101-41-1940-51010	FULL TIME WAGES	73,881	76,109	2,228	3.02
101-41-1940-51030	PART TIME WAGES	53,153	54,758	1,605	3.02
101-41-1940-51090	OVERTIME WAGES	1,400	1,000	(400)	(28.57)
101-41-1940-51210	PERA CONTRIBUTIONS	9,633	9,890	257	2.67
101-41-1940-51220	FICA CONTRIBUTIONS	7,963	8,176	213	2.67
101-41-1940-51230	MEDICARE	1,862	1,912	50	2.69
101-41-1940-51310	HEALTH INSURANCE	14,214	29,288	15,074	106.05
101-41-1940-51320	DENTAL INSURANCE	1,553	1,536	(17)	(1.09)
101-41-1940-51325	HCSP BENEFIT	600	600		
101-41-1940-51330	LIFE INSURANCE	202	202		
101-41-1940-51600	DISABILITY INSURANCE	445	459	14	3.15
101-41-1940-52010	OFFICE SUPPLIES	150	150		
101-41-1940-52100	OPERATING SUPPLIES	9,000	9,000		
101-41-1940-52130	UNIFORMS & CLOTHING	1,500	1,500		
101-41-1940-52210	REPAIR & MAINT SUPPLIES	1,000	1,000		
101-41-1940-52400	TOOLS & SMALL EQUIP	1,000	1,000		
101-41-1940-53210	TELEPHONE	4,000	5,000	1,000	25.00
101-41-1940-53350	CONTRACT SERVICES	7,000	13,900	6,900	98.57
101-41-1940-53810	ELECTRIC UTILITIES	58,000	110,000	52,000	89.66
101-41-1940-54010	REPAIR & MAINT-BUILDINGS	55,000	47,000	(8,000)	(14.55)
101-41-1940-54040	REPAIR & MAINT EQUIPMENT	6,000	6,000		
101-41-1940-54270	LICENSES & PERMITS	200	200		
101-41-1940-54370	MISCELLANEOUS	500	500		
Totals for dept 41-1940 - GENERAL GOVERNMENT BUILD		308,256	379,180	70,924	23.01
Dept 41-1941 - GOVERNMENT BUILDING - SOUTH BUILDING					
101-41-1941-54010	REPAIR & MAINT-BUILDINGS	7,000	7,000		
Totals for dept 41-1941 - GOVERNMENT BUILDING - SO		7,000	7,000		
Dept 42-2100 - POLICE					
101-42-2100-51010	FULL TIME WAGES	3,018,266	3,191,761	173,495	5.75
101-42-2100-51030	PART TIME WAGES	3,000	5,000	2,000	66.67
101-42-2100-51090	OVERTIME WAGES	124,373	145,000	20,627	16.58
101-42-2100-51210	PERA CONTRIBUTIONS	533,646	568,001	34,355	6.44
101-42-2100-51220	FICA CONTRIBUTIONS	13,738	14,702	964	7.02
101-42-2100-51230	MEDICARE	45,568	48,543	2,975	6.53
101-42-2100-51310	HEALTH INSURANCE	533,092	554,125	21,033	3.95
101-42-2100-51320	DENTAL INSURANCE	43,324	44,501	1,177	2.72
101-42-2100-51325	HCSP BENEFIT	9,000	9,000		
101-42-2100-51330	LIFE INSURANCE	3,030	3,030		
101-42-2100-51600	DISABILITY INSURANCE	10,144	10,756	612	6.03
101-42-2100-52010	OFFICE SUPPLIES	13,000	13,000		
101-42-2100-52020	COMM POLICING SUPPLIES	5,000	5,000		
101-42-2100-52100	OPERATING SUPPLIES	50,000	60,000	10,000	20.00

BUDGET REPORT FOR FOREST LAKE

Fund: 101 GENERAL FUND

GL NUMBER	DESCRIPTION	2023 ADOPTED BUDGET	2024 ADOPTED BUDGET	2024 ADOPTED AMT CHANGE	2024 ADOPTED% CHANGE
APPROPRIATIONS					
Dept 42-2100 - POLICE					
101-42-2100-52105	BIKE PATROL SUPPLIES	6,000	6,000		
101-42-2100-52120	MOTOR FUEL	60,000	48,000	(12,000)	(20.00)
101-42-2100-52130	UNIFORMS & CLOTHING	40,000	40,000		
101-42-2100-52210	REPAIR & MAINT SUPPLIES	3,000	3,000		
101-42-2100-52400	TOOLS & SMALL EQUIP	5,000	5,000		
101-42-2100-53040	LEGAL SERVICES	150,000	150,000		
101-42-2100-53060	MEDICAL	20,000	20,000		
101-42-2100-53080	SEMINARS & TRAINING	40,000	40,000		
101-42-2100-53090	COMPUTER SUPPORT	105,000	105,000		
101-42-2100-53210	TELEPHONE	26,200	26,200		
101-42-2100-53220	POSTAGE	1,000	1,000		
101-42-2100-53520	PUBLISHING & ADS	500	500		
101-42-2100-53700	MILEAGE REIMB	500	500		
101-42-2100-54020	REPAIR & MAINT - SUBS	3,000	3,000		
101-42-2100-54040	REPAIR & MAINT EQUIPMENT	40,000	50,000	10,000	25.00
101-42-2100-54050	REPAIR & MAINT CONTRACTS	23,000	23,000		
101-42-2100-54270	LICENSES & PERMITS	3,000	3,000		
101-42-2100-54330	DUES & SUBSCRIPTIONS	3,000	3,000		
101-42-2100-54370	MISCELLANEOUS	2,000	2,000		
Totals for dept 42-2100 - POLICE		4,936,381	5,201,619	265,238	5.37
Dept 42-2125 - SAFETY CAMP					
101-42-2125-52010	OFFICE SUPPLIES		1,000	1,000	
101-42-2125-52100	OPERATING SUPPLIES	3,000		(3,000)	(100.00)
101-42-2125-52110	SAFETY CAMP SUPPLIES		3,000	3,000	
101-42-2125-53070	PROFESSIONAL SERVICES	3,000	3,000		
101-42-2125-53520	PUBLISHING & ADS	1,000	1,000		
Totals for dept 42-2125 - SAFETY CAMP		7,000	8,000	1,000	14.29
Dept 42-2200 - FIRE					
101-42-2200-51010	FULL TIME WAGES	139,297	143,508	4,211	3.02
101-42-2200-51030	PART TIME WAGES	232,500	279,313	46,813	20.13
101-42-2200-51090	OVERTIME WAGES	30,000	30,000		
101-42-2200-51210	PERA CONTRIBUTIONS	24,656	25,401	745	3.02
101-42-2200-51220	FICA CONTRIBUTIONS	16,275	19,177	2,902	17.83
101-42-2200-51230	MEDICARE	5,826	6,566	740	12.70
101-42-2200-51240	FIRE RELIEF PENSION	18,500	18,500		
101-42-2200-51310	HEALTH INSURANCE	14,318	15,579	1,261	8.81
101-42-2200-51320	DENTAL INSURANCE	532	525	(7)	(1.32)
101-42-2200-51325	HCSP BENEFIT	300	300		
101-42-2200-51330	LIFE INSURANCE	101	101		
101-42-2200-51600	DISABILITY INSURANCE	453	467	14	3.09
101-42-2200-52010	OFFICE SUPPLIES	1,200	1,200		
101-42-2200-52100	OPERATING SUPPLIES	10,000	10,000		
101-42-2200-52120	MOTOR FUEL	14,000	18,000	4,000	28.57
101-42-2200-52130	UNIFORMS & CLOTHING	2,800	2,800		
101-42-2200-52140	AIR PAC ACCESSORIES	2,200	2,200		
101-42-2200-52150	FIRE FOAM	2,500	3,000	500	20.00
101-42-2200-52190	FOOD - FIRE DEPT	1,000	1,000		
101-42-2200-52210	REPAIR & MAINT SUPPLIES	5,000	5,000		
101-42-2200-52400	TOOLS & SMALL EQUIP	7,000	7,000		
101-42-2200-52410	RADIOS & PAGERS	20,900	26,500	5,600	26.79
101-42-2200-52420	TURN-OUT GEAR	40,700	34,300	(6,400)	(15.72)
101-42-2200-53010	AUDIT SERVICES	3,700	2,700	(1,000)	(27.03)
101-42-2200-53060	MEDICAL	4,000	8,400	4,400	110.00
101-42-2200-53080	SEMINARS & TRAINING	14,000	14,000		
101-42-2200-53090	COMPUTER SUPPORT	17,100	17,800	700	4.09
101-42-2200-53100	FIRE ADMINISTRATION COSTS	10,000	10,000		
101-42-2200-53210	TELEPHONE	5,500	6,000	500	9.09
101-42-2200-53520	PUBLISHING & ADS	500	500		
101-42-2200-53600	INSURANCE	85,000	89,250	4,250	5.00
101-42-2200-53700	MILEAGE REIMB	1,500	1,000	(500)	(33.33)
101-42-2200-54040	REPAIR & MAINT EQUIPMENT	70,000	70,000		
101-42-2200-54050	REPAIR & MAINT CONTRACTS	8,700	8,000	(700)	(8.05)
101-42-2200-54310	FIRE PREVENTION MAT'LS	2,400	2,400		
101-42-2200-54330	DUES & SUBSCRIPTIONS	1,700	1,700		
Totals for dept 42-2200 - FIRE		814,158	882,187	68,029	8.36
Dept 42-2250 - FIRE PENSION					
101-42-2250-51240	FIRE RELIEF PENSION	175,000	185,000	10,000	5.71
Totals for dept 42-2250 - FIRE PENSION		175,000	185,000	10,000	5.71
Dept 42-2400 - BUILDING INSPECTION					
101-42-2400-51010	FULL TIME WAGES	340,791	351,058	10,267	3.01
101-42-2400-51090	OVERTIME WAGES	3,500	2,500	(1,000)	(28.57)
101-42-2400-51210	PERA CONTRIBUTIONS	25,822	26,517	695	2.69

BUDGET REPORT FOR FOREST LAKE

Fund: 101 GENERAL FUND

GL NUMBER	DESCRIPTION	2023 ADOPTED BUDGET	2024 ADOPTED BUDGET	2024 ADOPTED AMT CHANGE	2024 ADOPTED% CHANGE
APPROPRIATIONS					
Dept 42-2400 - BUILDING INSPECTION					
101-42-2400-51220	FICA CONTRIBUTIONS	21,346	21,921	575	2.69
101-42-2400-51230	MEDICARE	4,992	5,127	135	2.70
101-42-2400-51310	HEALTH INSURANCE	65,154	68,319	3,165	4.86
101-42-2400-51320	DENTAL INSURANCE	5,370	5,317	(53)	(0.99)
101-42-2400-51325	HCSP BENEFIT	1,200	1,200		
101-42-2400-51330	LIFE INSURANCE	404	404		
101-42-2400-51600	DISABILITY INSURANCE	1,193	1,229	36	3.02
101-42-2400-52010	OFFICE SUPPLIES	1,000	1,000		
101-42-2400-52100	OPERATING SUPPLIES	1,500	1,500		
101-42-2400-52120	MOTOR FUEL	2,000	2,500	500	25.00
101-42-2400-52130	UNIFORMS & CLOTHING	3,200	3,200		
101-42-2400-53070	PROFESSIONAL SERVICES	7,500	7,500		
101-42-2400-53080	SEMINARS & TRAINING	4,000	4,000		
101-42-2400-53090	COMPUTER SUPPORT	1,000	1,000		
101-42-2400-53210	TELEPHONE	1,350	1,800	450	33.33
101-42-2400-53500	PRINTING	250	250		
101-42-2400-53700	MILEAGE REIMB	300	500	200	66.67
101-42-2400-54040	REPAIR & MAINT EQUIPMENT	1,000	2,000	1,000	100.00
101-42-2400-54330	DUES & SUBSCRIPTIONS	1,500	1,500		
101-42-2400-54370	MISCELLANEOUS	500	2,900	2,400	480.00
Totals for dept 42-2400 - BUILDING INSPECTION		494,872	513,242	18,370	3.71
Dept 42-2500 - EMERGENCY MANAGEMENT					
101-42-2500-52400	TOOLS & SMALL EQUIP	5,000		(5,000)	(100.00)
101-42-2500-53080	SEMINARS & TRAINING	1,630	1,230	(400)	(24.54)
101-42-2500-54040	REPAIR & MAINT EQUIPMENT	7,000	8,200	1,200	17.14
101-42-2500-54330	DUES & SUBSCRIPTIONS	400	5,400	5,000	1,250.00
Totals for dept 42-2500 - EMERGENCY MANAGEMENT		14,030	14,830	800	5.70
Dept 42-2700 - ANIMAL CONTROL					
101-42-2700-53350	CONTRACT SERVICES	18,000	18,000		
Totals for dept 42-2700 - ANIMAL CONTROL		18,000	18,000		
Dept 43-3100 - STREETS					
101-43-3100-51010	FULL TIME WAGES	430,386	445,267	14,881	3.46
101-43-3100-51030	PART TIME WAGES	45,318	48,000	2,682	5.92
101-43-3100-51090	OVERTIME WAGES	20,000	15,000	(5,000)	(25.00)
101-43-3100-51210	PERA CONTRIBUTIONS	33,779	34,520	741	2.19
101-43-3100-51220	FICA CONTRIBUTIONS	30,734	31,513	779	2.53
101-43-3100-51230	MEDICARE	7,188	7,370	182	2.53
101-43-3100-51310	HEALTH INSURANCE	92,070	94,626	2,556	2.78
101-43-3100-51320	DENTAL INSURANCE	6,224	6,162	(62)	(1.00)
101-43-3100-51325	HCSP BENEFIT	1,560	1,560		
101-43-3100-51330	LIFE INSURANCE	525	525		
101-43-3100-51600	DISABILITY INSURANCE	1,327	1,381	54	4.07
101-43-3100-52100	OPERATING SUPPLIES	52,000	50,000	(2,000)	(3.85)
101-43-3100-52120	MOTOR FUEL	55,000	65,000	10,000	18.18
101-43-3100-52130	UNIFORMS & CLOTHING	6,000	6,000		
101-43-3100-52400	TOOLS & SMALL EQUIP	15,000	15,000		
101-43-3100-53060	MEDICAL	1,000	1,000		
101-43-3100-53080	SEMINARS & TRAINING	6,000	5,000	(1,000)	(16.67)
101-43-3100-53210	TELEPHONE	10,425	11,000	575	5.52
101-43-3100-53520	PUBLISHING & ADS	500	500		
101-43-3100-54020	REPAIR & MAINT - SUBS	10,000	15,000	5,000	50.00
101-43-3100-54030	REPAIR & MAINT-IMPROVEMENTS	15,000	15,000		
101-43-3100-54040	REPAIR & MAINT EQUIPMENT	50,000	55,000	5,000	10.00
101-43-3100-54120	HWYS, STREETS/SALT FOR ROADS	65,000	70,000	5,000	7.69
101-43-3100-54250	RENTALS	1,500	1,500		
101-43-3100-54270	LICENSES & PERMITS	1,000	1,000		
101-43-3100-54330	DUES & SUBSCRIPTIONS	500	500		
101-43-3100-54370	MISCELLANEOUS	1,500	1,500		
Totals for dept 43-3100 - STREETS		959,536	998,924	39,388	4.10
Dept 43-3110 - ENGINEERING					
101-43-3110-53050	ENGINEERING CHARGES	42,000	30,000	(12,000)	(28.57)
Totals for dept 43-3110 - ENGINEERING		42,000	30,000	(12,000)	(28.57)
Dept 43-3160 - STREET LIGHTING					
101-43-3160-53810	ELECTRIC UTILITIES	90,000	137,500	47,500	52.78
101-43-3160-54040	REPAIR & MAINT EQUIPMENT	25,000	25,000		
Totals for dept 43-3160 - STREET LIGHTING		115,000	162,500	47,500	41.30
Dept 43-3180 - EQUIPMENT SHOP					
101-43-3180-51010	FULL TIME WAGES	71,847	74,013	2,166	3.01
101-43-3180-51090	OVERTIME WAGES	1,400	2,000	600	42.86
101-43-3180-51210	PERA CONTRIBUTIONS	5,494	5,701	207	3.77

BUDGET REPORT FOR FOREST LAKE


Fund: 101 GENERAL FUND

GL NUMBER	DESCRIPTION	2023 ADOPTED BUDGET	2024 ADOPTED BUDGET	2024 ADOPTED AMT CHANGE	2024 ADOPTED% CHANGE
APPROPRIATIONS					
Dept 43-3180 - EQUIPMENT SHOP					
101-43-3180-51220	FICA CONTRIBUTIONS	4,541	4,713	172	3.79
101-43-3180-51230	MEDICARE	1,062	1,102	40	3.77
101-43-3180-51310	HEALTH INSURANCE	13,584	14,064	480	3.53
101-43-3180-51320	DENTAL INSURANCE	1,290	1,278	(12)	(0.93)
101-43-3180-51325	HCSP BENEFIT	240	240		
101-43-3180-51330	LIFE INSURANCE	81	81		
101-43-3180-51600	DISABILITY INSURANCE	252	260	8	3.17
101-43-3180-52100	OPERATING SUPPLIES	16,500	16,500		
101-43-3180-52120	MOTOR FUEL		1,800	1,800	
101-43-3180-52130	UNIFORMS & CLOTHING	3,000	3,000		
101-43-3180-52400	TOOLS & SMALL EQUIP	5,000	5,000		
101-43-3180-53210	TELEPHONE	700	1,000	300	42.86
101-43-3180-53810	ELECTRIC UTILITIES	25,000	30,000	5,000	20.00
101-43-3180-53840	REFUSE DISPOSAL	1,000	1,000		
101-43-3180-54010	REPAIR & MAINT-BUILDINGS	4,000	5,000	1,000	25.00
101-43-3180-54040	REPAIR & MAINT EQUIPMENT	1,000	1,000		
Totals for dept 43-3180 - EQUIPMENT SHOP		155,991	167,752	11,761	7.54
Dept 43-3230 - COMPOST					
101-43-3230-51030	PART TIME WAGES	9,680	10,000	320	3.31
101-43-3230-51220	FICA CONTRIBUTIONS	600	620	20	3.33
101-43-3230-51230	MEDICARE	140	145	5	3.57
101-43-3230-52100	OPERATING SUPPLIES	5,000	5,000		
Totals for dept 43-3230 - COMPOST		15,420	15,765	345	2.24
Dept 45-5120 - PARK PROGRAMS					
101-45-5120-51010	FULL TIME WAGES	77,570	79,913	2,343	3.02
101-45-5120-51020	BOARD MEMBERS WAGES	2,100	2,100		
101-45-5120-51030	PART TIME WAGES	51,220	51,000	(220)	(0.43)
101-45-5120-51210	PERA CONTRIBUTIONS	5,818	5,993	175	3.01
101-45-5120-51220	FICA CONTRIBUTIONS	8,115	8,260	145	1.79
101-45-5120-51230	MEDICARE	1,898	1,932	34	1.79
101-45-5120-51310	HEALTH INSURANCE	14,214	15,579	1,365	9.60
101-45-5120-51320	DENTAL INSURANCE	1,613	1,597	(16)	(0.99)
101-45-5120-51325	HCSP BENEFIT	300	300		
101-45-5120-51330	LIFE INSURANCE	101	101		
101-45-5120-51600	DISABILITY INSURANCE	272	280	8	2.94
101-45-5120-52010	OFFICE SUPPLIES	250	250		
101-45-5120-52100	OPERATING SUPPLIES	1,400	1,500	100	7.14
101-45-5120-52130	UNIFORMS & CLOTHING	150	150		
101-45-5120-53040	LEGAL SERVICES		5,000	5,000	
101-45-5120-53070	PROFESSIONAL SERVICES	20,000	12,000	(8,000)	(40.00)
101-45-5120-53080	SEMINARS & TRAINING	2,000	2,000		
101-45-5120-53500	PRINTING	500	500		
101-45-5120-53520	PUBLISHING & ADS	2,000	1,500	(500)	(25.00)
101-45-5120-53700	MILEAGE REIMB	300	400	100	33.33
101-45-5120-53810	ELECTRIC UTILITIES	3,000	3,000		
101-45-5120-54270	LICENSES & PERMITS	1,300	1,400	100	7.69
101-45-5120-54330	DUES & SUBSCRIPTIONS	1,800	1,800		
101-45-5120-54370	MISCELLANEOUS	2,000	2,000		
101-45-5120-54380	PARKS PROGRAMS/ENTERTAINMENT	42,000	22,800	(19,200)	(45.71)
Totals for dept 45-5120 - PARK PROGRAMS		239,921	221,355	(18,566)	(7.74)
Dept 45-5122 - ARTS IN THE PARK					
101-45-5122-53350	CONTRACT SERVICES		22,200	22,200	
Totals for dept 45-5122 - ARTS IN THE PARK			22,200	22,200	
Dept 45-5130 - GOLF COURSE					
101-45-5130-52210	REPAIR & MAINT SUPPLIES	5,000	5,000		
101-45-5130-53070	PROFESSIONAL SERVICES	50,000	50,000		
101-45-5130-53810	ELECTRIC UTILITIES	7,000	8,000	1,000	14.29
101-45-5130-54430	PROPERTY TAXES	150		(150)	(100.00)
Totals for dept 45-5130 - GOLF COURSE		62,150	63,000	850	1.37
Dept 45-5200 - PARK MAINTENANCE					
101-45-5200-51010	FULL TIME WAGES	310,029	323,153	13,124	4.23
101-45-5200-51030	PART TIME WAGES	42,344	45,000	2,656	6.27
101-45-5200-51090	OVERTIME WAGES	5,000	10,000	5,000	100.00
101-45-5200-51210	PERA CONTRIBUTIONS	23,627	24,986	1,359	5.75
101-45-5200-51220	FICA CONTRIBUTIONS	22,157	23,445	1,288	5.81
101-45-5200-51230	MEDICARE	5,182	5,483	301	5.81
101-45-5200-51310	HEALTH INSURANCE	67,200	69,120	1,920	2.86
101-45-5200-51320	DENTAL INSURANCE	5,268	5,216	(52)	(0.99)
101-45-5200-51325	HCSP BENEFIT	1,200	1,200		
101-45-5200-51330	LIFE INSURANCE	404	404		
101-45-5200-51600	DISABILITY INSURANCE	1,088	1,134	46	4.23

BUDGET REPORT FOR FOREST LAKE

Fund: 101 GENERAL FUND

GL NUMBER	DESCRIPTION	2023 ADOPTED BUDGET	2024 ADOPTED BUDGET	2024 ADOPTED AMT CHANGE	2024 ADOPTED% CHANGE
APPROPRIATIONS					
Dept 45-5200 - PARK MAINTENANCE					
101-45-5200-52100	OPERATING SUPPLIES	36,000	40,000	4,000	11.11
101-45-5200-52120	MOTOR FUEL	17,600	40,000	22,400	127.27
101-45-5200-52130	UNIFORMS & CLOTHING	4,000	3,000	(1,000)	(25.00)
101-45-5200-52400	TOOLS & SMALL EQUIP	5,000	5,000		
101-45-5200-53070	PROFESSIONAL SERVICES	500	500		
101-45-5200-53080	SEMINARS & TRAINING	1,000	1,000		
101-45-5200-53210	TELEPHONE	1,715	1,400	(315)	(18.37)
101-45-5200-53520	PUBLISHING & ADS	100	100		
101-45-5200-53810	ELECTRIC UTILITIES	8,000	10,000	2,000	25.00
101-45-5200-54020	REPAIR & MAINT - SUBS	10,000	12,000	2,000	20.00
101-45-5200-54030	REPAIR & MAINT-IMPROVEMENTS	50,000	35,000	(15,000)	(30.00)
101-45-5200-54040	REPAIR & MAINT EQUIPMENT	10,000	15,000	5,000	50.00
101-45-5200-54060	PARKS/BEAUTIFICATION		15,000	15,000	
101-45-5200-54250	RENTALS	30,000	15,000	(15,000)	(50.00)
101-45-5200-54270	LICENSES & PERMITS	100	100		
101-45-5200-54370	MISCELLANEOUS	1,000	1,000		
Totals for dept 45-5200 - PARK MAINTENANCE		658,514	703,241	44,727	6.79
Dept 46-6620 - YOUTH SERVICE BUREAU					
101-46-6620-53100	PROF SERVICES - OTHER	17,000	40,500	23,500	138.24
Totals for dept 46-6620 - YOUTH SERVICE BUREAU		17,000	40,500	23,500	138.24
Dept 46-6625 - SENIOR CENTER					
101-46-6625-51030	PART TIME WAGES	31,205	33,844	2,639	8.46
101-46-6625-51210	PERA CONTRIBUTIONS	2,340	2,538	198	8.46
101-46-6625-51220	FICA CONTRIBUTIONS	1,935	2,098	163	8.42
101-46-6625-51230	MEDICARE	452	491	39	8.63
101-46-6625-51310	HEALTH INSURANCE	7,107	9,151	2,044	28.76
101-46-6625-51320	DENTAL INSURANCE	511	505	(6)	(1.17)
101-46-6625-51325	HCSP BENEFIT	150	150		
101-46-6625-51330	LIFE INSURANCE	101	101		
101-46-6625-51600	DISABILITY INSURANCE	110	119	9	8.18
101-46-6625-52010	OFFICE SUPPLIES	100	100		
101-46-6625-52100	OPERATING SUPPLIES	1,200	1,200		
101-46-6625-53210	TELEPHONE	3,000	3,000		
101-46-6625-53350	CONTRACT SERVICES	16,000	30,000	14,000	87.50
101-46-6625-53810	ELECTRIC UTILITIES	10,000	15,000	5,000	50.00
101-46-6625-54010	REPAIR & MAINT-BUILDINGS	6,000	6,000		
101-46-6625-54370	MISCELLANEOUS	1,000	1,000		
Totals for dept 46-6625 - SENIOR CENTER		81,211	105,297	24,086	29.66
Dept 46-6630 - HUMAN RIGHTS COMMISSION					
101-46-6630-51020	BOARD MEMBERS WAGES	2,100	2,100		
101-46-6630-51220	FICA CONTRIBUTIONS	130	130		
101-46-6630-51230	MEDICARE	30	30		
Totals for dept 46-6630 - HUMAN RIGHTS COMMISSION		2,260	2,260		
TOTAL APPROPRIATIONS		11,368,964	12,387,930	1,018,966	8.96
NET OF REVENUES/APPROPRIATIONS - FUND 101					
BEGINNING FUND BALANCE		6,321,231			
ENDING FUND BALANCE		6,321,231			



Forest Lake

AS GOOD AS IT SOUNDS


**PARK
DEDICATION
FUND 203**

BUDGET REPORT FOR FOREST LAKE
Fund: 203 PARK DEDICATION FUND

GL NUMBER	DESCRIPTION	2023 ADOPTED BUDGET	2024 ADOPTED BUDGET	2024 ADOPTED AMT CHANGE	2024 ADOPTED % CHANGE
ESTIMATED REVENUES					
Dept 45-5120 - PARK PROGRAMS					
203-45-5120-33400	STATE GRANTS	300,000		(300,000)	(100.00)
203-45-5120-34100	RENTALS		8,000	8,000	
203-45-5120-36101	PARK DEDICATION FEES	75,000	25,000	(50,000)	(66.67)
203-45-5120-36231	DONATIONS/VETERANS MEMORIAL		2,000	2,000	
Totals for dept 45-5120 - PARK PROGRAMS		375,000	35,000	(340,000)	(90.67)
Dept 49-9200 - UNALLOCATED					
203-49-9200-31010	PROPERTY TAXES	50,000	100,000	50,000	100.00
203-49-9200-36210	INTEREST EARNINGS	16,299	11,846	(4,453)	(27.32)
Totals for dept 49-9200 - UNALLOCATED		66,299	111,846	45,547	68.70
TOTAL ESTIMATED REVENUES		441,299	146,846	(294,453)	(66.72)

BUDGET REPORT FOR FOREST LAKE
Fund: 203 PARK DEDICATION FUND

GL NUMBER	DESCRIPTION	2023 ADOPTED BUDGET	2024 ADOPTED BUDGET	2024 ADOPTED AMT CHANGE	2024 ADOPTED % CHANGE
APPROPRIATIONS					
Dept 45-5200 - PARK MAINTENANCE					
203-45-5200-53050	ENGINEERING CHARGES	5,000		(5,000)	(100.00)
203-45-5200-55840	CAP OUTLAY-IMPROVEMENTS	800,000	900,000	100,000	12.50
Totals for dept 45-5200 - PARK MAINTENANCE		805,000	900,000	95,000	11.80
TOTAL APPROPRIATIONS		805,000	900,000	95,000	11.80
NET OF REVENUES/APPROPRIATIONS - FUND 203		(363,701)	(753,154)	(389,453)	107.08
BEGINNING FUND BALANCE		1,516,311	1,516,311		
ENDING FUND BALANCE		1,152,610	763,157	(389,453)	(33.79)



Forest Lake

AS GOOD AS IT SOUNDS


**SURFACE WATER
MANAGEMENT
FUND 205**

BUDGET REPORT FOR FOREST LAKE
Fund: 205 SURFACE WATER MANAGEMENT FUND

GL NUMBER	DESCRIPTION	2023 ADOPTED BUDGET	2024 ADOPTED BUDGET	2024 ADOPTED AMT CHANGE	2024 ADOPTED % CHANGE
ESTIMATED REVENUES					
Dept 43-3150 - SURFACE WATER MGMT					
205-43-3150-34325	STORM RESIDENTIAL USAGE	531,052	562,915	31,863	6.00
205-43-3150-36240	REFUNDS & REIMBURSEMENTS	2,500	2,500		
	Totals for dept 43-3150 - SURFACE WATER MGMT	<u>533,552</u>	<u>565,415</u>	<u>31,863</u>	<u>5.97</u>
Dept 43-3151 - SURFACE WATER MANAGEMENT CAPITAL IMPRMNT					
205-43-3151-34327	SURFACE WATER TRUNK FEES	20,000	20,000		
	Totals for dept 43-3151 - SURFACE WATER MANAGEMENT	<u>20,000</u>	<u>20,000</u>		
Dept 49-9200 - UNALLOCATED					
205-49-9200-36210	INTEREST EARNINGS	4,696	6,954	2,258	48.08
205-49-9200-39101	GAIN ON SALE OF ASSETS		7,500	7,500	
	Totals for dept 49-9200 - UNALLOCATED	<u>4,696</u>	<u>14,454</u>	<u>9,758</u>	<u>207.79</u>
TOTAL ESTIMATED REVENUES		<u>558,248</u>	<u>599,869</u>	<u>41,621</u>	<u>7.46</u>

BUDGET REPORT FOR FOREST LAKE
Fund: 205 SURFACE WATER MANAGEMENT FUND

GL NUMBER	DESCRIPTION	2023 ADOPTED BUDGET	2024 ADOPTED BUDGET	2024 ADOPTED AMT CHANGE	2024 ADOPTED % CHANGE
APPROPRIATIONS					
Dept 43-3150 - SURFACE WATER MGMT					
205-43-3150-51010	FULL TIME WAGES	107,022	178,856	71,834	67.12
205-43-3150-51030	PART TIME WAGES	26,080	26,500	420	1.61
205-43-3150-51090	OVERTIME WAGES	10,000	10,000		
205-43-3150-51210	PERA CONTRIBUTIONS	8,777	14,164	5,387	61.38
205-43-3150-51220	FICA CONTRIBUTIONS	8,906	13,352	4,446	49.92
205-43-3150-51230	MEDICARE	2,083	3,123	1,040	49.93
205-43-3150-51310	HEALTH INSURANCE	19,193	33,837	14,644	76.30
205-43-3150-51320	DENTAL INSURANCE	1,169	2,435	1,266	108.30
205-43-3150-51325	HCSP BENEFIT	360	600	240	66.67
205-43-3150-51330	LIFE INSURANCE	121	202	81	66.94
205-43-3150-51600	DISABILITY INSURANCE	369	460	91	24.66
205-43-3150-52100	OPERATING SUPPLIES	14,000	20,000	6,000	42.86
205-43-3150-52120	MOTOR FUEL	8,000	15,000	7,000	87.50
205-43-3150-52130	UNIFORMS & CLOTHING	1,000	1,000		
205-43-3150-52400	TOOLS & SMALL EQUIP	7,000	7,000		
205-43-3150-53010	AUDIT SERVICES	4,600	4,800	200	4.35
205-43-3150-53040	LEGAL SERVICES	2,000	2,000		
205-43-3150-53050	ENGINEERING CHARGES	100,000	75,000	(25,000)	(25.00)
205-43-3150-53070	PROFESSIONAL SERVICES	54,000	25,000	(29,000)	(53.70)
205-43-3150-53080	SEMINARS & TRAINING	2,000	2,000		
205-43-3150-53210	TELEPHONE	500	500		
205-43-3150-53520	PUBLISHING & ADS	100	100		
205-43-3150-54020	REPAIR & MAINT - SUBS	5,000	5,000		
205-43-3150-54030	REPAIR & MAINT-IMPROVEMENTS	35,000	35,000		
205-43-3150-54075	POND CLEANING	100,000	120,000	20,000	20.00
205-43-3150-54250	RENTALS	5,000	5,000		
205-43-3150-54270	LICENSES & PERMITS	100	100		
205-43-3150-54370	MISCELLANEOUS	5,000	5,000		
205-43-3150-55800	CAP OUTLAY-EQUIPMENT	61,250	52,500	(8,750)	(14.29)
Totals for dept 43-3150 - SURFACE WATER MGMT		588,630	658,529	69,899	11.87
Dept 49-9200 - UNALLOCATED					
205-49-9200-57110	TRANSFERS OUT		25,000	25,000	
Totals for dept 49-9200 - UNALLOCATED			25,000	25,000	
TOTAL APPROPRIATIONS		588,630	683,529	94,899	16.12
NET OF REVENUES/APPROPRIATIONS - FUND 205		(30,382)	(83,660)	(53,278)	175.36
BEGINNING FUND BALANCE		835,880	835,880		
ENDING FUND BALANCE		805,498	752,220	(53,278)	(6.61)



Forest Lake

AS GOOD AS IT SOUNDS


**DRUG
FORFEITURE
FUND 207**

BUDGET REPORT FOR FOREST LAKE
Fund: 207 DRUG FORFEITURE FUND

GL NUMBER	DESCRIPTION	2023 ADOPTED BUDGET	2024 ADOPTED BUDGET	2024 ADOPTED AMT CHANGE	2024 ADOPTED % CHANGE
ESTIMATED REVENUES					
Dept 42-2150 - DRUG FORFEITURE					
207-42-2150-34113	REVENUE DRUG/ALCOHO FORFEITURE	20,000	20,000		
Totals for dept 42-2150 - DRUG FORFEITURE		20,000	20,000		
TOTAL ESTIMATED REVENUES		20,000	20,000		

BUDGET REPORT FOR FOREST LAKE
Fund: 207 DRUG FORFEITURE FUND

GL NUMBER	DESCRIPTION	2023 ADOPTED BUDGET	2024 ADOPTED BUDGET	2024 ADOPTED AMT CHANGE	2024 ADOPTED % CHANGE
APPROPRIATIONS					
Dept 42-2150 - DRUG FORFEITURE					
207-42-2150-52100	OPERATING SUPPLIES	15,000	20,000	5,000	33.33
207-42-2150-54020	REPAIR & MAINT - SUBS	5,000	5,000		
Totals for dept 42-2150 - DRUG FORFEITURE		20,000	25,000	5,000	25.00
TOTAL APPROPRIATIONS					
		20,000	25,000	5,000	25.00
NET OF REVENUES/APPROPRIATIONS - FUND 207					
			(5,000)	(5,000)	
BEGINNING FUND BALANCE		57,960	57,960		
ENDING FUND BALANCE		57,960	52,960	(5,000)	(8.63)



Forest Lake

AS GOOD AS IT SOUNDS


**CAPITAL
IMPROVEMENT
FUND 211**

BUDGET REPORT FOR FOREST LAKE
Fund: 211 CAPITAL IMPROVEMENT FUND

GL NUMBER	DESCRIPTION	2023 ADOPTED BUDGET	2024 ADOPTED BUDGET	2024 ADOPTED AMT CHANGE	2024 ADOPTED% CHANGE
ESTIMATED REVENUES					
Dept 43-3100 - STREETS					
211-43-3100-31200	SPECIAL ASSESSMENT/PRINCIPAL	18,518	18,518		
211-43-3100-33137	STATE AID	900,000	5,005,000	4,105,000	456.11
211-43-3100-33418	STATE STREET MAINTENANCE AID	335,000	335,000		
Totals for dept 43-3100 - STREETS		<u>1,253,518</u>	<u>5,358,518</u>	<u>4,105,000</u>	<u>327.48</u>
Dept 49-9200 - UNALLOCATED					
211-49-9200-31010	PROPERTY TAXES	200,000	997,000	797,000	398.50
211-49-9200-31800	FRANCHISE FEES	770,000	770,000		
211-49-9200-36210	INTEREST EARNINGS	23,971	26,854	2,883	12.03
211-49-9200-36240	REFUNDS & REIMBURSEMENTS	20,000	20,000		
211-49-9200-39315	TRANSFERS IN		75,000	75,000	
Totals for dept 49-9200 - UNALLOCATED		<u>1,013,971</u>	<u>1,888,854</u>	<u>874,883</u>	<u>86.28</u>
TOTAL ESTIMATED REVENUES		<u>2,267,489</u>	<u>7,247,372</u>	<u>4,979,883</u>	<u>219.62</u>

BUDGET REPORT FOR FOREST LAKE
Fund: 211 CAPITAL IMPROVEMENT FUND

GL NUMBER	DESCRIPTION	2023 ADOPTED BUDGET	2024 ADOPTED BUDGET	2024 ADOPTED AMT CHANGE	2024 ADOPTED% CHANGE
APPROPRIATIONS					
Dept 43-3100 - STREETS					
211-43-3100-54070	HWYS, STREET/CONCRETE	50,000	45,000	(5,000)	(10.00)
211-43-3100-54080	MAINT ASPHALT MILL & OVERLAY	30,000	30,000		
211-43-3100-54100	GRAVEL	30,000	20,000	(10,000)	(33.33)
211-43-3100-54140	SEALCOATING	225,000	210,000	(15,000)	(6.67)
211-43-3100-54150	SIGNS & PAVEMENT MARKINGS		30,000	30,000	
Totals for dept 43-3100 - STREETS		<u>335,000</u>	<u>335,000</u>		
Dept 43-3135 - IMPROVEMENTS					
211-43-3135-53050	ENGINEERING CHARGES	305,000		(305,000)	(100.00)
211-43-3135-54080	MAINT ASPHALT MILL & OVERLAY	1,100,000	1,842,000	742,000	67.45
211-43-3135-55250	CONTRACTOR PAYMENTS	1,215,000	5,940,000	4,725,000	388.89
Totals for dept 43-3135 - IMPROVEMENTS		<u>2,620,000</u>	<u>7,782,000</u>	<u>5,162,000</u>	<u>197.02</u>
TOTAL APPROPRIATIONS		<u>2,955,000</u>	<u>8,117,000</u>	<u>5,162,000</u>	<u>174.69</u>
NET OF REVENUES/APPROPRIATIONS - FUND 211		<u>(687,511)</u>	<u>(869,628)</u>	<u>(182,117)</u>	<u>26.49</u>
BEGINNING FUND BALANCE		1,628,952			
ENDING FUND BALANCE		941,441	(869,628)		



Forest Lake

AS GOOD AS IT SOUNDS


**ECONOMIC
DEVELOPMENT
FUND 212**

BUDGET REPORT FOR FOREST LAKE
Fund: 212 ECONOMIC DEVELOPMENT FUND

GL NUMBER	DESCRIPTION	2023 ADOPTED BUDGET	2024 ADOPTED BUDGET	2024 ADOPTED AMT CHANGE	2024 ADOPTED % CHANGE
ESTIMATED REVENUES					
Dept 49-9200 - UNALLOCATED					
212-49-9200-31010	PROPERTY TAXES	150,000	157,460	7,460	4.97
Totals for dept 49-9200 - UNALLOCATED		150,000	157,460	7,460	4.97
TOTAL ESTIMATED REVENUES		150,000	157,460	7,460	4.97

BUDGET REPORT FOR FOREST LAKE
Fund: 212 ECONOMIC DEVELOPMENT FUND

GL NUMBER	DESCRIPTION	2023 ADOPTED BUDGET	2024 ADOPTED BUDGET	2024 ADOPTED AMT CHANGE	2024 ADOPTED % CHANGE
APPROPRIATIONS					
Dept 46-1920 - ECONOMIC DEVELOPMENT					
212-46-1920-51010	FULL TIME WAGES	60,000	60,993	993	1.66
212-46-1920-51020	BOARD MEMBERS WAGES	3,000	3,000		
212-46-1920-51210	PERA CONTRIBUTIONS		4,500	4,500	
212-46-1920-51220	FICA CONTRIBUTIONS	2,074	2,074		
212-46-1920-51230	MEDICARE	485	485		
212-46-1920-51310	MEDICARE	6,369	6,369		
212-46-1920-51320	DENTAL INSURANCE	719	263	(456)	(63.42)
212-46-1920-51325	HCSP BENEFIT		150	150	
212-46-1920-51330	LIFE INSURANCE		51	51	
212-46-1920-51600	DISABILITY INSURANCE		262	262	
212-46-1920-52100	OPERATING SUPPLIES	3,000	3,000		
212-46-1920-53040	LEGAL SERVICES	3,000	3,000		
212-46-1920-53050	ENGINEERING CHARGES	7,500		(7,500)	(100.00)
212-46-1920-53350	CONTRACT SERVICES	22,500	30,000	7,500	33.33
212-46-1920-54370	MISCELLANEOUS	50,000	50,000		
Totals for dept 46-1920 - ECONOMIC DEVELOPMENT		158,647	164,147	5,500	3.47
TOTAL APPROPRIATIONS		158,647	164,147	5,500	3.47
NET OF REVENUES/APPROPRIATIONS - FUND 212		(8,647)	(6,687)	1,960	(22.67)
BEGINNING FUND BALANCE		227,846	227,846		
ENDING FUND BALANCE		219,199	221,159	1,960	0.89



Forest Lake

AS GOOD AS IT SOUNDS


**TIF #2
CHERYWOOD
POINTE
FUND 215**

BUDGET REPORT FOR FOREST LAKE
Fund: 215 TIF #2 CHERRYWOOD POINTE

GL NUMBER	DESCRIPTION	2023 ADOPTED BUDGET	2024 ADOPTED BUDGET	2024 ADOPTED AMT CHANGE	2024 ADOPTED % CHANGE
ESTIMATED REVENUES					
Dept 49-9200 - UNALLOCATED					
215-49-9200-31010	TIF REVENUE	149,522	160,316	10,794	7.22
Totals for dept 49-9200 - UNALLOCATED		149,522	160,316	10,794	7.22
TOTAL ESTIMATED REVENUES		149,522	160,316	10,794	7.22

BUDGET REPORT FOR FOREST LAKE
Fund: 215 TIF #2 CHERRYWOOD POINTE

GL NUMBER	DESCRIPTION	2023 ADOPTED BUDGET	2024 ADOPTED BUDGET	2024 ADOPTED AMT CHANGE	2024 ADOPTED % CHANGE
APPROPRIATIONS					
Dept 46-1920 - ECONOMIC DEVELOPMENT					
215-46-1920-53070	PROFESSIONAL SERVICES	3,000	3,000		
215-46-1920-54370	MISCELLANEOUS	134,570	144,284	9,714	7.22
Totals for dept 46-1920 - ECONOMIC DEVELOPMENT		<u>137,570</u>	<u>147,284</u>	<u>9,714</u>	<u>7.06</u>
TOTAL APPROPRIATIONS					
		<u>137,570</u>	<u>147,284</u>	<u>9,714</u>	<u>7.06</u>
NET OF REVENUES/APPROPRIATIONS - FUND 215					
		11,952	13,032	1,080	9.04
BEGINNING FUND BALANCE		35,459	35,459		
ENDING FUND BALANCE		47,411	48,491	1,080	2.28



Forest Lake

AS GOOD AS IT SOUNDS


**TIF #87
CENTENNIAL
OFFICE PARK
FUND 216**

BUDGET REPORT FOR FOREST LAKE
Fund: 216 TIF #87 CENTENNIAL OFFICE PARK

GL NUMBER	DESCRIPTION	2023 ADOPTED BUDGET	2024 ADOPTED BUDGET	2024 ADOPTED AMT CHANGE	2024 ADOPTED % CHANGE
ESTIMATED REVENUES					
Dept 49-9200 - UNALLOCATED					
216-49-9200-31010	TIF REVENUE	12,736	13,382	646	5.07
Totals for dept 49-9200 - UNALLOCATED		12,736	13,382	646	5.07
TOTAL ESTIMATED REVENUES		12,736	13,382	646	5.07

BUDGET REPORT FOR FOREST LAKE
Fund: 216 TIF #87 CENTENNIAL OFFICE PARK

GL NUMBER	DESCRIPTION	2023 ADOPTED BUDGET	2024 ADOPTED BUDGET	2024 ADOPTED AMT CHANGE	2024 ADOPTED % CHANGE
APPROPRIATIONS					
Dept 46-1920 - ECONOMIC DEVELOPMENT					
216-46-1920-54370	MISCELLANEOUS	11,462	12,044	582	5.08
Totals for dept 46-1920 - ECONOMIC DEVELOPMENT		11,462	12,044	582	5.08
TOTAL APPROPRIATIONS		11,462	12,044	582	5.08
NET OF REVENUES/APPROPRIATIONS - FUND 216		1,274	1,338	64	5.02
BEGINNING FUND BALANCE		(41,066)	(41,066)		
ENDING FUND BALANCE		(39,792)	(39,728)	64	(0.16)



Forest Lake

AS GOOD AS IT SOUNDS


**OLD CITY HALL
REVELOPMENT
TIF DISTRICT
FUND 217**

BUDGET REPORT FOR FOREST LAKE
Fund: 217 TIF OLD CITY HALL REDEV

GL NUMBER	DESCRIPTION	2023 ADOPTED BUDGET	2024 ADOPTED BUDGET	2024 ADOPTED AMT CHANGE	2024 ADOPTED % CHANGE
ESTIMATED REVENUES					
Dept 49-9200 - UNALLOCATED					
217-49-9200-31010	TIF REVENUE	256,979	244,212	(12,767)	(4.97)
Totals for dept 49-9200 - UNALLOCATED		<u>256,979</u>	<u>244,212</u>	<u>(12,767)</u>	<u>(4.97)</u>
TOTAL ESTIMATED REVENUES		256,979	244,212	(12,767)	(4.97)

BUDGET REPORT FOR FOREST LAKE
Fund: 217 TIF OLD CITY HALL REDEV

GL NUMBER	DESCRIPTION	2023 ADOPTED BUDGET	2024 ADOPTED BUDGET	2024 ADOPTED AMT CHANGE	2024 ADOPTED % CHANGE
APPROPRIATIONS					
Dept 46-1920 - ECONOMIC DEVELOPMENT					
217-46-1920-53070	PROFESSIONAL SERVICES	3,000	1,000	(2,000)	(66.67)
217-46-1920-54370	MISCELLANEOUS	231,281	219,791	(11,490)	(4.97)
Totals for dept 46-1920 - ECONOMIC DEVELOPMENT		<u>234,281</u>	<u>220,791</u>	<u>(13,490)</u>	<u>(5.76)</u>
TOTAL APPROPRIATIONS		<u>234,281</u>	<u>220,791</u>	<u>(13,490)</u>	<u>(5.76)</u>
NET OF REVENUES/APPROPRIATIONS - FUND 217		22,698	23,421	723	3.19
BEGINNING FUND BALANCE		(236,946)	(236,946)		
ENDING FUND BALANCE		(214,248)	(213,525)	723	(0.34)



Forest Lake

AS GOOD AS IT SOUNDS

**AIRPORT FUND
FUND 250**

BUDGET REPORT FOR FOREST LAKE


Fund: 250 AIRPORT FUND

GL NUMBER	DESCRIPTION	2023 ADOPTED BUDGET	2024 ADOPTED BUDGET	2024 ADOPTED AMT CHANGE	2024 ADOPTED % CHANGE
ESTIMATED REVENUES					
Dept 43-9810 - AIRPORT					
250-43-9810-33430	AIRPORT STATE GRANT OPERATING	18,526	18,526		
250-43-9810-33437	AIRPORT STATE GRANT CAPITAL	238,438		(238,438)	(100.00)
250-43-9810-38020	AIRPORT HANGAR RENT	33,146	33,146		
250-43-9810-38022	AIRPORT AGRICULTURE RENT	24,500	18,400	(6,100)	(24.90)
250-43-9810-38023	AIRPORT AV GAS SALES	69,000	69,000		
Totals for dept 43-9810 - AIRPORT		383,610	139,072	(244,538)	(63.75)
TOTAL ESTIMATED REVENUES		383,610	139,072	(244,538)	(63.75)

BUDGET REPORT FOR FOREST LAKE

Fund: 250 AIRPORT FUND

GL NUMBER	DESCRIPTION	2023 ADOPTED BUDGET	2024 ADOPTED BUDGET	2024 ADOPTED AMT CHANGE	2024 ADOPTED % CHANGE
APPROPRIATIONS					
Dept 43-9810 - AIRPORT					
250-43-9810-51010	FULL TIME WAGES	22,164	22,833	669	3.02
250-43-9810-51020	BOARD MEMBERS WAGES	600	600		
250-43-9810-51210	PERA CONTRIBUTIONS	1,662	1,712	50	3.01
250-43-9810-51220	FICA CONTRIBUTIONS	1,411	1,453	42	2.98
250-43-9810-51230	MEDICARE	330	340	10	3.03
250-43-9810-51310	HEALTH INSURANCE	5,040	5,184	144	2.86
250-43-9810-51320	DENTAL INSURANCE	484	479	(5)	(1.03)
250-43-9810-51325	HCSP BENEFIT	90	90		
250-43-9810-51330	LIFE INSURANCE	30	30		
250-43-9810-51600	DISABILITY INSURANCE	25	24	(1)	(4.00)
250-43-9810-52120	MOTOR FUEL	60,000	60,000		
250-43-9810-52210	REPAIR & MAINT SUPPLIES	500		(500)	(100.00)
250-43-9810-53010	AUDIT SERVICES	4,600	4,800	200	4.35
250-43-9810-53040	LEGAL SERVICES	4,000		(4,000)	(100.00)
250-43-9810-53050	ENGINEERING CHARGES	6,000	6,000		
250-43-9810-53210	TELEPHONE	3,100	3,300	200	6.45
250-43-9810-53600	INSURANCE	3,000	3,150	150	5.00
250-43-9810-53810	ELECTRIC UTILITIES	3,200	3,300	100	3.13
250-43-9810-54010	REPAIR & MAINT-BUILDINGS	3,000	3,000		
250-43-9810-54040	REPAIR & MAINT EQUIPMENT	2,000	2,000		
250-43-9810-54270	LICENSES & PERMITS	1,500	1,500		
250-43-9810-54370	MISCELLANEOUS	3,500	3,500		
250-43-9810-55250	CONTRACTOR PAYMENTS	250,988		(250,988)	(100.00)
Totals for dept 43-9810 - AIRPORT		377,224	123,295	(253,929)	(67.32)
TOTAL APPROPRIATIONS		377,224	123,295	(253,929)	(67.32)
NET OF REVENUES/APPROPRIATIONS - FUND 250		6,386	15,777	9,391	147.06
BEGINNING FUND BALANCE		201,829	201,829		
ENDING FUND BALANCE		208,215	217,606	9,391	4.51



Forest Lake

AS GOOD AS IT SOUNDS


**DEBT SERVICE
EDA REFUNDING
FUND 323**

BUDGET REPORT FOR FOREST LAKE
Fund: 323 DEBT SERVICE EDA REFUNDING

GL NUMBER	DESCRIPTION	2023 ADOPTED BUDGET	2024 ADOPTED BUDGET	2024 ADOPTED AMT CHANGE	2024 ADOPTED % CHANGE
ESTIMATED REVENUES					
Dept 49-9200 - UNALLOCATED					
323-49-9200-31010	PROPERTY TAXES	1,419,100	1,415,100	(4,000)	(0.28)
Totals for dept 49-9200 - UNALLOCATED		<u>1,419,100</u>	<u>1,415,100</u>	<u>(4,000)</u>	<u>(0.28)</u>
TOTAL ESTIMATED REVENUES		1,419,100	1,415,100	(4,000)	(0.28)

BUDGET REPORT FOR FOREST LAKE
Fund: 323 DEBT SERVICE EDA REFUNDING

GL NUMBER	DESCRIPTION	2023 ADOPTED BUDGET	2024 ADOPTED BUDGET	2024 ADOPTED AMT CHANGE	2024 ADOPTED % CHANGE
APPROPRIATIONS					
Dept 47-7010 - DEBT SERVICE					
323-47-7010-56010	BOND PRINCIPAL	835,000	880,000	45,000	5.39
323-47-7010-56110	INTEREST EXPENSE	559,975	517,100	(42,875)	(7.66)
Totals for dept 47-7010 - DEBT SERVICE		<u>1,394,975</u>	<u>1,397,100</u>	<u>2,125</u>	<u>0.15</u>
TOTAL APPROPRIATIONS		<u>1,394,975</u>	<u>1,397,100</u>	<u>2,125</u>	<u>0.15</u>
NET OF REVENUES/APPROPRIATIONS - FUND 323		24,125	18,000	(6,125)	(25.39)
BEGINNING FUND BALANCE		1,472,112	1,472,112		
ENDING FUND BALANCE		1,496,237	1,490,112	(6,125)	(0.41)



Forest Lake

AS GOOD AS IT SOUNDS


**DEBT SERVICE
YMCA
FUND 325**

BUDGET REPORT FOR FOREST LAKE
Fund: 325 DEBT SERVICE YMCA

GL NUMBER	DESCRIPTION	2023 ADOPTED BUDGET	2024 ADOPTED BUDGET	2024 ADOPTED AMT CHANGE	2024 ADOPTED % CHANGE
ESTIMATED REVENUES					
Dept 49-9200 - UNALLOCATED					
325-49-9200-31010	PROPERTY TAXES	602,630	628,530	25,900	4.30
Totals for dept 49-9200 - UNALLOCATED		602,630	628,530	25,900	4.30
TOTAL ESTIMATED REVENUES		602,630	628,530	25,900	4.30

BUDGET REPORT FOR FOREST LAKE
Fund: 325 DEBT SERVICE YMCA

GL NUMBER	DESCRIPTION	2023 ADOPTED BUDGET	2024 ADOPTED BUDGET	2024 ADOPTED AMT CHANGE	2024 ADOPTED % CHANGE
APPROPRIATIONS					
Dept 47-7010 - DEBT SERVICE					
325-47-7010-56010	BOND PRINCIPAL	415,000	430,000	15,000	3.61
325-47-7010-56110	INTEREST EXPENSE	178,855	168,115	(10,740)	(6.00)
Totals for dept 47-7010 - DEBT SERVICE		593,855	598,115	4,260	0.72
TOTAL APPROPRIATIONS		593,855	598,115	4,260	0.72
NET OF REVENUES/APPROPRIATIONS - FUND 325		8,775	30,415	21,640	246.61
BEGINNING FUND BALANCE		511,672	511,672		
ENDING FUND BALANCE		520,447	542,087	21,640	4.16



Forest Lake

AS GOOD AS IT SOUNDS


**DEBT SERVICE
PAVEMENT
FUND FUND 326**

BUDGET REPORT FOR FOREST LAKE
Fund: 326 DEBT SERVICE PAVEMENT FUND

GL NUMBER	DESCRIPTION	2023 ADOPTED BUDGET	2024 ADOPTED BUDGET	2024 ADOPTED AMT CHANGE	2024 ADOPTED % CHANGE
ESTIMATED REVENUES					
Dept 49-9200 - UNALLOCATED					
326-49-9200-31010	PROPERTY TAXES	315,750	344,865	29,115	9.22
Totals for dept 49-9200 - UNALLOCATED		315,750	344,865	29,115	9.22
TOTAL ESTIMATED REVENUES		315,750	344,865	29,115	9.22

BUDGET REPORT FOR FOREST LAKE
Fund: 326 DEBT SERVICE PAVEMENT FUND

GL NUMBER	DESCRIPTION	2023 ADOPTED BUDGET	2024 ADOPTED BUDGET	2024 ADOPTED AMT CHANGE	2024 ADOPTED % CHANGE
APPROPRIATIONS					
Dept 47-7010 - DEBT SERVICE					
326-47-7010-56010	BOND PRINCIPAL	180,000	190,000	10,000	5.56
326-47-7010-56110	BOND INTEREST	129,750	121,000	(8,750)	(6.74)
Totals for dept 47-7010 - DEBT SERVICE		<u>309,750</u>	<u>311,000</u>	<u>1,250</u>	<u>0.40</u>
TOTAL APPROPRIATIONS		<u>309,750</u>	<u>311,000</u>	<u>1,250</u>	<u>0.40</u>
NET OF REVENUES/APPROPRIATIONS - FUND 326		6,000	33,865	27,865	464.42
BEGINNING FUND BALANCE		232,069	232,069		
ENDING FUND BALANCE		238,069	265,934	27,865	11.70




Forest Lake

AS GOOD AS IT SOUNDS

**2024 EQUIPMENT
CERTIFICATE
FUND 327**

BUDGET REPORT FOR FOREST LAKE
Fund: 327 2024 EQUIPMENT CERTIFICATE

GL NUMBER	DESCRIPTION	2023 ADOPTED BUDGET	2024 ADOPTED BUDGET	2024 ADOPTED AMT CHANGE	2024 ADOPTED % CHANGE
ESTIMATED REVENUES					
Dept 49-9200 - UNALLOCATED					
327-49-9200-31010	PROPERTY TAXES	105,000	105,000	105,000	
Totals for dept 49-9200 - UNALLOCATED		105,000	105,000	105,000	
TOTAL ESTIMATED REVENUES		105,000	105,000	105,000	
NET OF REVENUES/APPROPRIATIONS - FUND 327					
BEGINNING FUND BALANCE			105,000		
ENDING FUND BALANCE		105,000	210,000	210,000	



Forest Lake

AS GOOD AS IT SOUNDS


**CAPITAL
EQUIPMENT
FUND 401**

BUDGET REPORT FOR FOREST LAKE
Fund: 401 CAPITAL EQUIPMENT FUND

GL NUMBER	DESCRIPTION	2023 ADOPTED BUDGET	2024 ADOPTED BUDGET	2024 ADOPTED AMT CHANGE	2024 ADOPTED % CHANGE
ESTIMATED REVENUES					
Dept 41-1940 - GENERAL GOVERNMENT BUILDINGS					
401-41-1940-34100	RENTALS	25,200	27,000	1,800	7.14
Totals for dept 41-1940 - GENERAL GOVERNMENT BUILD		25,200	27,000	1,800	7.14
Dept 42-2200 - FIRE					
401-42-2200-36240	REFUNDS & REIMBURSEMENTS	157,163	217,284	60,121	38.25
Totals for dept 42-2200 - FIRE		157,163	217,284	60,121	38.25
Dept 49-9200 - UNALLOCATED					
401-49-9200-31010	PROPERTY TAXES	900,000	950,000	50,000	5.56
401-49-9200-36210	INTEREST EARNINGS	910	722	(188)	(20.66)
401-49-9200-39101	GAIN ON SALE OF ASSETS	10,000	193,250	183,250	1,832.50
401-49-9200-39102	BOND PROCEEDS	2,281,916	2,281,916		
Totals for dept 49-9200 - UNALLOCATED		3,192,826	3,425,888	233,062	7.30
TOTAL ESTIMATED REVENUES		3,375,189	3,670,172	294,983	8.74

BUDGET REPORT FOR FOREST LAKE
Fund: 401 CAPITAL EQUIPMENT FUND

GL NUMBER	DESCRIPTION	2023 ADOPTED BUDGET	2024 ADOPTED BUDGET	2024 ADOPTED AMT CHANGE	2024 ADOPTED % CHANGE
APPROPRIATIONS					
Dept 42-2100 - POLICE					
401-42-2100-55500	CAP OUTLAY-VEHICLES	212,200	228,000	15,800	7.45
401-42-2100-55800	CAP OUTLAY-EQUIPMENT	64,000	241,000	177,000	276.56
Totals for dept 42-2100 - POLICE		<u>276,200</u>	<u>469,000</u>	<u>192,800</u>	<u>69.80</u>
Dept 42-2200 - FIRE					
401-42-2200-55500	CAP OUTLAY-VEHICLES	751,739	1,016,685	264,946	35.24
401-42-2200-55800	CAP OUTLAY-EQUIPMENT	29,000	18,000	(11,000)	(37.93)
Totals for dept 42-2200 - FIRE		<u>780,739</u>	<u>1,034,685</u>	<u>253,946</u>	<u>32.53</u>
Dept 43-3100 - STREETS					
401-43-3100-55500	CAP OUTLAY-VEHICLES	749,500	430,918	(318,582)	(42.51)
401-43-3100-55800	CAP OUTLAY-EQUIPMENT	270,000	42,500	(227,500)	(84.26)
Totals for dept 43-3100 - STREETS		<u>1,019,500</u>	<u>473,418</u>	<u>(546,082)</u>	<u>(53.56)</u>
Dept 45-5200 - PARK MAINTENANCE					
401-45-5200-55800	CAP OUTLAY-EQUIPMENT	203,500	17,000	(186,500)	(91.65)
Totals for dept 45-5200 - PARK MAINTENANCE		<u>203,500</u>	<u>17,000</u>	<u>(186,500)</u>	<u>(91.65)</u>
TOTAL APPROPRIATIONS		<u>2,279,939</u>	<u>1,994,103</u>	<u>(285,836)</u>	<u>(12.54)</u>
NET OF REVENUES/APPROPRIATIONS - FUND 401		<u>1,095,250</u>	<u>1,676,069</u>	<u>580,819</u>	<u>53.03</u>
BEGINNING FUND BALANCE		340,250	340,250		
ENDING FUND BALANCE		1,435,500	2,016,319	580,819	40.46



Forest Lake

AS GOOD AS IT SOUNDS


**BUILDING
MAINTENANCE
FUND 402**

BUDGET REPORT FOR FOREST LAKE
Fund: 402 BUILDING MAINTENANCE FUND

GL NUMBER	DESCRIPTION	2023 ADOPTED BUDGET	2024 ADOPTED BUDGET	2024 ADOPTED AMT CHANGE	2024 ADOPTED % CHANGE
ESTIMATED REVENUES					
Dept 49-9200 - UNALLOCATED					
402-49-9200-31010	PROPERTY TAXES		50,000	50,000	
Totals for dept 49-9200 - UNALLOCATED			50,000	50,000	
TOTAL ESTIMATED REVENUES			50,000	50,000	

BUDGET REPORT FOR FOREST LAKE
Fund: 402 BUILDING MAINTENANCE FUND

GL NUMBER	DESCRIPTION	2023 ADOPTED BUDGET	2024 ADOPTED BUDGET	2024 ADOPTED AMT CHANGE	2024 ADOPTED % CHANGE
APPROPRIATIONS					
Dept 41-1940 - GENERAL GOVERNMENT BUILDINGS					
402-41-1940-54010	REPAIR & MAINT-BUILDINGS		50,000	50,000	
Totals for dept 41-1940 - GENERAL GOVERNMENT BUILD			50,000	50,000	
TOTAL APPROPRIATIONS			50,000	50,000	
NET OF REVENUES/APPROPRIATIONS - FUND 402					
BEGINNING FUND BALANCE					
ENDING FUND BALANCE					



Forest Lake

AS GOOD AS IT SOUNDS

**WATER FUND
FUND 631**

BUDGET REPORT FOR FOREST LAKE


Fund: 631 WATER FUND

GL NUMBER	DESCRIPTION	2023 ADOPTED BUDGET	2024 ADOPTED BUDGET	2024 ADOPTED AMT CHANGE	2024 ADOPTED % CHANGE
ESTIMATED REVENUES					
Dept 49-9200 - UNALLOCATED					
631-49-9200-36210	INTEREST EARNINGS	57,741	47,421	(10,320)	(17.87)
Totals for dept 49-9200 - UNALLOCATED		57,741	47,421	(10,320)	(17.87)
Dept 49-9420 - WATER OPERATIONS					
631-49-9420-33400	STATE GRANTS	1,000	1,000		
631-49-9420-37100	WATER RESIDENTIAL USAGE SALES	2,097,875	2,223,748	125,873	6.00
631-49-9420-37101	LEAD TESTING	26,000	45,000	19,000	73.08
631-49-9420-37102	MISCELLANEOUS CHARGES	1,700	1,700		
631-49-9420-37103	WATER METER FEE	11,400	55,000	43,600	382.46
631-49-9420-37106	WATER PENALTIES	1,224	10,000	8,776	716.99
631-49-9420-37110	WATER COMMERCIAL USAGE SALES	521,075	584,139	63,064	12.10
631-49-9420-37170	WAC CHARGES	200,000		(200,000)	(100.00)
631-49-9420-37172	WATER METER SALES	30,000	30,000		
Totals for dept 49-9420 - WATER OPERATIONS		2,890,274	2,950,587	60,313	2.09
Dept 49-9430 - WATER CAPITAL IMPROVEMENT					
631-49-9430-37174	WATER TRUNK CHARGES		200,000	200,000	
Totals for dept 49-9430 - WATER CAPITAL IMPROVEMEN			200,000	200,000	
TOTAL ESTIMATED REVENUES		2,948,015	3,198,008	249,993	8.48

BUDGET REPORT FOR FOREST LAKE

Fund: 631 WATER FUND

GL NUMBER	DESCRIPTION	2023 ADOPTED BUDGET	2024 ADOPTED BUDGET	2024 ADOPTED AMT CHANGE	2024 ADOPTED % CHANGE
APPROPRIATIONS					
Dept 47-7010 - DEBT SERVICE					
631-47-7010-56110	INTEREST EXPENSE	435,618	399,847	(35,771)	(8.21)
Totals for dept 47-7010 - DEBT SERVICE		435,618	399,847	(35,771)	(8.21)
Dept 49-9420 - WATER OPERATIONS					
631-49-9420-51010	FULL TIME WAGES	282,656	294,516	11,860	4.20
631-49-9420-51030	PART TIME WAGES	25,728	25,000	(728)	(2.83)
631-49-9420-51090	OVERTIME WAGES	17,500	17,500		
631-49-9420-51210	PERA CONTRIBUTIONS	22,512	23,401	889	3.95
631-49-9420-51220	FICA CONTRIBUTIONS	20,205	20,895	690	3.41
631-49-9420-51230	MEDICARE	4,725	4,887	162	3.43
631-49-9420-51310	HEALTH INSURANCE	58,833	60,603	1,770	3.01
631-49-9420-51320	DENTAL INSURANCE	5,403	5,351	(52)	(0.96)
631-49-9420-51325	HCSP BENEFIT	1,005	1,005		
631-49-9420-51330	LIFE INSURANCE	338	338		
631-49-9420-51600	DISABILITY INSURANCE	899	938	39	4.34
631-49-9420-52100	OPERATING SUPPLIES	110,000	110,000		
631-49-9420-52120	MOTOR FUEL	16,500	16,500		
631-49-9420-52130	UNIFORMS & CLOTHING	3,500	6,000	2,500	71.43
631-49-9420-52160	CHEMICALS & TESTING	200,000	270,000	70,000	35.00
631-49-9420-52400	TOOLS & SMALL EQUIP	5,000	5,000		
631-49-9420-53040	LEGAL SERVICES	500	500		
631-49-9420-53050	ENGINEERING CHARGES	15,000	15,000		
631-49-9420-53070	PROFESSIONAL SERVICES	10,000	10,000		
631-49-9420-53080	SEMINARS & TRAINING	1,000	1,000		
631-49-9420-53600	INSURANCE	35,000	36,750	1,750	5.00
631-49-9420-53810	ELECTRIC UTILITIES	135,000	280,000	145,000	107.41
631-49-9420-53830	GAS UTILITIES	1,000	500	(500)	(50.00)
631-49-9420-54010	REPAIR & MAINT-BUILDINGS	7,500	7,500		
631-49-9420-54020	REPAIR & MAINT - SUBS	90,000	90,000		
631-49-9420-54030	REPAIR & MAINT-IMPROVEMENTS	30,000	35,000	5,000	16.67
631-49-9420-54040	REPAIR & MAINT EQUIPMENT	40,000	90,000	50,000	125.00
631-49-9420-54250	RENTALS	5,000	5,000		
631-49-9420-54370	MISCELLANEOUS	1,500	1,500		
631-49-9420-54380	DEPRECIATION EXPENSE	600,000	612,000	12,000	2.00
631-49-9420-55500	CAP OUTLAY-VEHICLES	42,500		(42,500)	(100.00)
631-49-9420-55800	CAP OUTLAY-EQUIPMENT	68,750		(68,750)	(100.00)
631-49-9420-55840	CAP OUTLAY-IMPROVEMENTS	2,240,000	705,000	(1,535,000)	(68.53)
Totals for dept 49-9420 - WATER OPERATIONS		4,097,554	2,751,684	(1,345,870)	(32.85)
Dept 49-9440 - WATER ADMINISTRATION					
631-49-9440-51010	FULL TIME WAGES	121,674	136,566	14,892	12.24
631-49-9440-51210	PERA CONTRIBUTIONS	9,126	10,242	1,116	12.23
631-49-9440-51220	FICA CONTRIBUTIONS	7,544	8,467	923	12.23
631-49-9440-51230	MEDICARE	1,764	1,980	216	12.24
631-49-9440-51310	HEALTH INSURANCE	20,599	22,811	2,212	10.74
631-49-9440-51320	DENTAL INSURANCE	1,551	1,695	144	9.28
631-49-9440-51325	HCSP BENEFIT	420	450	30	7.14
631-49-9440-51330	LIFE INSURANCE	141	152	11	7.80
631-49-9440-51600	DISABILITY INSURANCE	411	432	21	5.11
631-49-9440-52010	OFFICE SUPPLIES	1,000		(1,000)	(100.00)
631-49-9440-53010	AUDIT SERVICES	9,100	9,500	400	4.40
631-49-9440-53050	ENGINEERING CHARGES	1,000	1,000		
631-49-9440-53070	PROFESSIONAL SERVICES	20,000	22,000	2,000	10.00
631-49-9440-53080	SEMINARS & TRAINING	1,000	1,000		
631-49-9440-53090	COMPUTER SUPPORT	7,500	7,500		
631-49-9440-53110	LOCATES	4,000	4,000		
631-49-9440-53210	TELEPHONE	7,500	8,500	1,000	13.33
631-49-9440-53220	POSTAGE	1,500	1,500		
631-49-9440-53520	PUBLISHING & ADS	500	600	100	20.00
631-49-9440-54270	LICENSES & PERMITS	8,000	8,000		
631-49-9440-54330	DUES & SUBSCRIPTIONS	500	500		
631-49-9440-54370	MISCELLANEOUS	2,500		(2,500)	(100.00)
631-49-9440-54440	STATE LEAD TESTING	42,000	42,500	500	1.19
631-49-9440-57110	TRANSFERS OUT		25,000	25,000	
Totals for dept 49-9440 - WATER ADMINISTRATION		269,330	314,395	45,065	16.73
TOTAL APPROPRIATIONS		4,802,502	3,465,926	(1,336,576)	(27.83)
NET OF REVENUES/APPROPRIATIONS - FUND 631		(1,854,487)	(267,918)	1,586,569	(85.55)
BEGINNING FUND BALANCE		20,402,404	20,402,404		
ENDING FUND BALANCE		18,547,917	20,134,486	1,586,569	8.55



Forest Lake

AS GOOD AS IT SOUNDS

**SEWER FUND
FUND 632**

BUDGET REPORT FOR FOREST LAKE

Fund: 632 SEWER FUND

GL NUMBER	DESCRIPTION	2023 ADOPTED BUDGET	2024 ADOPTED BUDGET	2024 ADOPTED AMT CHANGE	2024 ADOPTED % CHANGE
ESTIMATED REVENUES					
Dept 49-9200 - UNALLOCATED					
632-49-9200-36210	INTEREST EARNINGS	63,108	50,658	(12,450)	(19.73)
Totals for dept 49-9200 - UNALLOCATED		63,108	50,658	(12,450)	(19.73)
Dept 49-9450 - SANITARY SEWER OPERATIONS					
632-49-9450-33137	STATE AID	500	300,000	299,500	59,900.00
632-49-9450-37107	SEWER PENALTIES	15,000	15,000		
632-49-9450-37150	SEWER HOOKUP/INSPECTION	3,000	5,000	2,000	66.67
632-49-9450-37200	SEWER RESIDENTIAL USAGE SALES	3,038,580	3,129,737	91,157	3.00
632-49-9450-37210	SEWER COMMERCIAL USAGE SALES	588,168	605,813	17,645	3.00
632-49-9450-37270	SAC CHARGES	2,000		(2,000)	(100.00)
Totals for dept 49-9450 - SANITARY SEWER OPERATION		3,647,248	4,055,550	408,302	11.19
Dept 49-9460 - SEWER CAPITAL IMPROVMENT					
632-49-9460-37274	SEWER TRUNK CHARGES	200,000	200,000		
Totals for dept 49-9460 - SEWER CAPITAL IMPROVMENT		200,000	200,000		
TOTAL ESTIMATED REVENUES		3,910,356	4,306,208	395,852	10.12

BUDGET REPORT FOR FOREST LAKE

Fund: 632 SEWER FUND

GL NUMBER	DESCRIPTION	2023 ADOPTED BUDGET	2024 ADOPTED BUDGET	2024 ADOPTED AMT CHANGE	2024 ADOPTED % CHANGE
APPROPRIATIONS					
Dept 47-7010 - DEBT SERVICE					
632-47-7010-56110	INTEREST EXPENSE	68,115	61,620	(6,495)	(9.54)
Totals for dept 47-7010 - DEBT SERVICE		68,115	61,620	(6,495)	(9.54)
Dept 49-9450 - SANITARY SEWER OPERATIONS					
632-49-9450-51010	FULL TIME WAGES	201,871	228,685	26,814	13.28
632-49-9450-51030	PART TIME WAGES	8,040	9,000	960	11.94
632-49-9450-51090	OVERTIME WAGES	25,000	20,000	(5,000)	(20.00)
632-49-9450-51210	PERA CONTRIBUTIONS	17,015	18,651	1,636	9.62
632-49-9450-51220	FICA CONTRIBUTIONS	14,564	15,976	1,412	9.70
632-49-9450-51230	MEDICARE	3,406	3,736	330	9.69
632-49-9450-51310	HEALTH INSURANCE	39,543	45,108	5,565	14.07
632-49-9450-51320	DENTAL INSURANCE	3,790	4,153	363	9.58
632-49-9450-51325	HCSP BENEFIT	705	780	75	10.64
632-49-9450-51330	LIFE INSURANCE	227	253	26	11.45
632-49-9450-51600	DISABILITY INSURANCE	615	853	238	38.70
632-49-9450-52100	OPERATING SUPPLIES	60,000	60,000		
632-49-9450-52120	MOTOR FUEL	13,200	13,000	(200)	(1.52)
632-49-9450-52130	UNIFORMS & CLOTHING	2,500	2,500		
632-49-9450-52400	TOOLS & SMALL EQUIP	5,000	5,000		
632-49-9450-53050	ENGINEERING CHARGES	10,000	5,000	(5,000)	(50.00)
632-49-9450-53070	PROFESSIONAL SERVICES	1,000	2,500	1,500	150.00
632-49-9450-53080	SEMINARS & TRAINING	3,000	3,000		
632-49-9450-53600	INSURANCE	40,000	58,051	18,051	45.13
632-49-9450-53810	ELECTRIC UTILITIES	50,000	80,000	30,000	60.00
632-49-9450-54020	REPAIR & MAINT - SUBS	40,000	40,000		
632-49-9450-54030	REPAIR & MAINT - IMPROVEMENTS	40,000	50,000	10,000	25.00
632-49-9450-54040	REPAIR & MAINT EQUIPMENT	30,000	35,000	5,000	16.67
632-49-9450-54370	MISCELLANEOUS	1,000	1,000		
632-49-9450-54380	DEPRECIATION EXPENSE	651,489	664,519	13,030	2.00
632-49-9450-54410	MET COUNCIL SEWER TREATMENT	1,604,367	1,723,071	118,704	7.40
632-49-9450-55500	CAP OUTLAY-VEHICLES	650,000		(650,000)	(100.00)
632-49-9450-55800	CAP OUTLAY-EQUIPMENT	60,000		(60,000)	(100.00)
632-49-9450-55840	CAP OUTLAY-IMPROVEMENTS	2,050,000	425,000	(1,625,000)	(79.27)
Totals for dept 49-9450 - SANITARY SEWER OPERATION		5,626,332	3,514,836	(2,111,496)	(37.53)
Dept 49-9490 - SANITARY SEWER ADMINISTRATION					
632-49-9490-51010	FULL TIME WAGES	148,183	169,010	20,827	14.05
632-49-9490-51210	PERA CONTRIBUTIONS	11,114	12,676	1,562	14.05
632-49-9490-51220	FICA CONTRIBUTIONS	9,187	10,479	1,292	14.06
632-49-9490-51230	MEDICARE	2,149	2,451	302	14.05
632-49-9490-51310	HEALTH INSURANCE	25,901	29,116	3,215	12.41
632-49-9490-51320	DENTAL INSURANCE	1,736	1,958	222	12.79
632-49-9490-51325	HCSP BENEFIT	495	540	45	9.09
632-49-9490-51330	LIFE INSURANCE	167	182	15	8.98
632-49-9490-51600	DISABILITY INSURANCE	496	522	26	5.24
632-49-9490-53010	AUDIT SERVICES	9,100	9,500	400	4.40
632-49-9490-53070	PROFESSIONAL SERVICES	30,000	30,000		
632-49-9490-53110	LOCATES	4,000	4,000		
632-49-9490-53210	TELEPHONE	750	850	100	13.33
632-49-9490-53520	PUBLISHING & ADS	250	250		
632-49-9490-54270	LICENSES & PERMITS	500	500		
632-49-9490-54370	MISCELLANEOUS	2,500	2,500		
632-49-9490-57110	TRANSFERS OUT		25,000	25,000	
Totals for dept 49-9490 - SANITARY SEWER ADMINISTR		246,528	299,534	53,006	21.50
TOTAL APPROPRIATIONS		5,940,975	3,875,990	(2,064,985)	(34.76)
NET OF REVENUES/APPROPRIATIONS - FUND 632		(2,030,619)	430,218	2,460,837	(121.19)
BEGINNING FUND BALANCE		17,140,025	17,140,025		
ENDING FUND BALANCE		15,109,406	17,570,243	2,460,837	16.29
ESTIMATED REVENUES - ALL FUNDS		28,284,887	34,834,342		
APPROPRIATIONS - ALL FUNDS		31,978,774	34,473,254		
NET OF REVENUES/APPROPRIATIONS - ALL FUNDS		(3,693,887)	361,088		
BEGINNING FUND BALANCE - ALL FUNDS		50,645,989	50,645,989		
ENDING FUND BALANCE - ALL FUNDS		46,952,102	51,007,077	4,054,975	8.64