

# City of Forest Lake


Washington County, Minnesota



## 2025 Adopted Budget

Prepared By: The Department of Finance and Administration

Kevin Knopik, Finance Director



**Forest Lake**

AS GOOD AS IT SOUNDS

**City of Forest Lake  
Table of Contents**

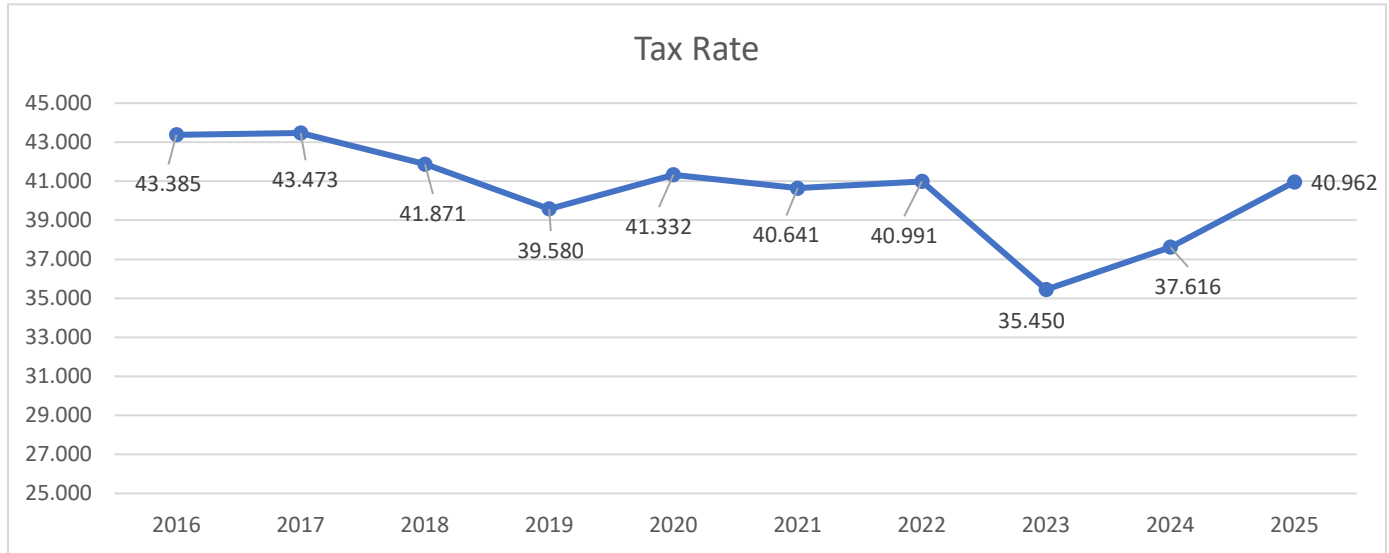
	<b>Page</b>
<b>Budget Summary Information</b>	
City Tax Levy History	1
City Tax Rate History	2
General Fund Revenue Summary	3
General Fund Revenue Graph	4
General Fund Expenditure Summary	5
General Fund Expenditure Graph	6
Personnel Budget	7
Capital Outlay Budget Detail	8
<b>Budget Summary Information</b>	
General Fund	9
Park Dedication Fund	18
Surface Water Management Fund	21
Drug Forfeiture Fund	24
Capital Improvement Fund	27
Economic Development Fund	30
TIF #2 Cherrywood Pointe	33
TIF #87 Centennial Office Park	36
Old City Hall Redevelopment TIF District	39
Airport Fund	42
Debt Service EDA Refunding	45
Debt Service YMCA	48
Debt Service Pavement	51
2024 Equipment Certificate	54
Capital Equipment Fund	57
Building Maintenance	60
Public Safety Fund	63
Water Fund	65
Sewer Fund	68

**City of Forest Lake  
Total Tax Levy 2016 - 2025**



<u>Year</u>	<u>Total Tax Levy</u>	<u>Dollar Increase</u>
2016	\$ 8,668,574	\$ 318,574
2017	\$ 9,476,225	\$ 807,651
2018	\$ 10,002,450	\$ 526,225
2019	\$ 10,263,320	\$ 260,870
2020	\$ 10,851,961	\$ 588,641
2021	\$ 11,447,799	\$ 595,838
2022	\$ 12,278,700	\$ 830,901
2023	\$ 13,126,354	\$ 847,654
2024	\$ 14,952,629	\$ 1,826,275
2025	\$ 16,427,970	\$ 1,475,341

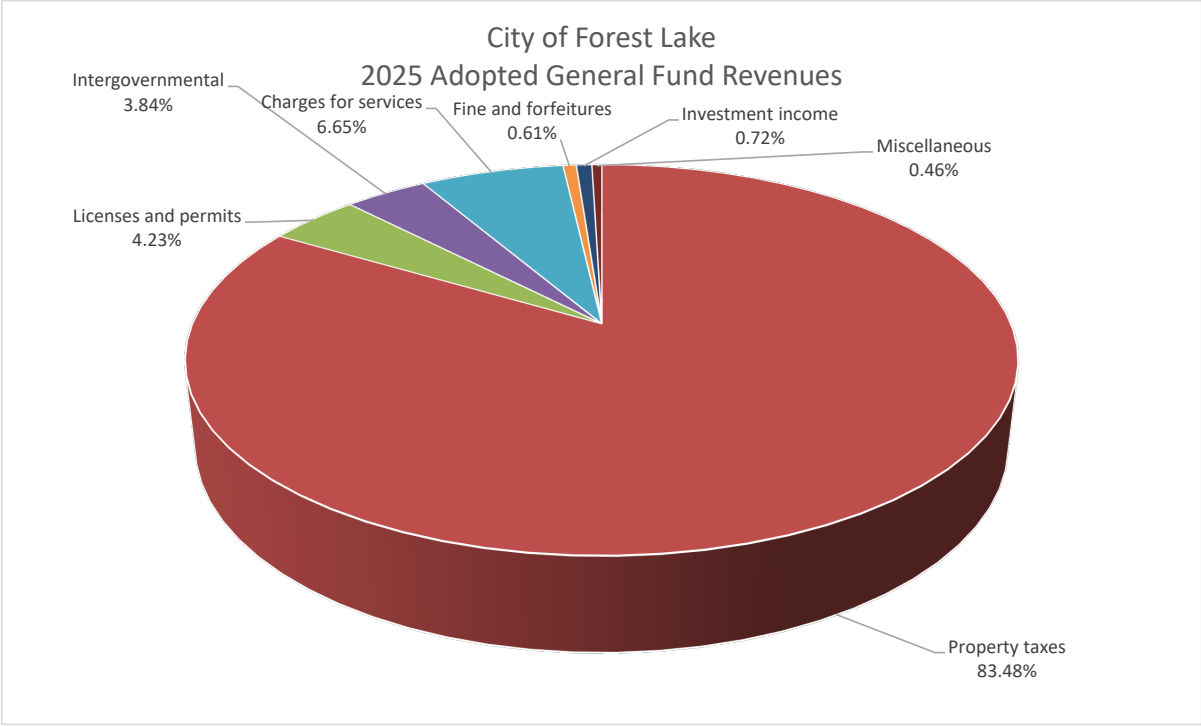
**City of Forest Lake  
Tax Rate 2016 - 2025**



<u>Year</u>	<u>Tax Rate</u>
2016	43.385
2017	43.473
2018	41.871
2019	39.580
2020	41.332
2021	40.641
2022	40.991
2023	35.450
2024	37.616
2025	40.962

**City of Forest Lake  
General Fund Revenue Summary**

Function	2022 Actual	2023 Actual	2024 Budget	2025 Preliminary Budget	Percent Increase/ Decrease
Property taxes	\$ 8,741,437	\$ 9,316,102	\$ 10,204,674	\$ 11,020,216	8.0%
Licenses and permits	566,469	609,080	556,000	558,900	0.5%
Intergovernmental	2,766,483	528,106	525,755	506,500	-3.7%
Charges for services	803,533	850,942	864,871	878,039	1.5%
Fine and forfeitures	70,297	89,559	71,500	81,000	13.3%
Investment income	(87,143)	275,384	95,000	95,000	0.0%
Miscellaneous	203,623	159,791	70,130	61,070	-12.9%
Total	<u>\$ 13,064,699</u>	<u>\$ 11,828,964</u>	<u>\$ 12,387,930</u>	<u>\$ 13,200,725</u>	<u>6.6%</u>

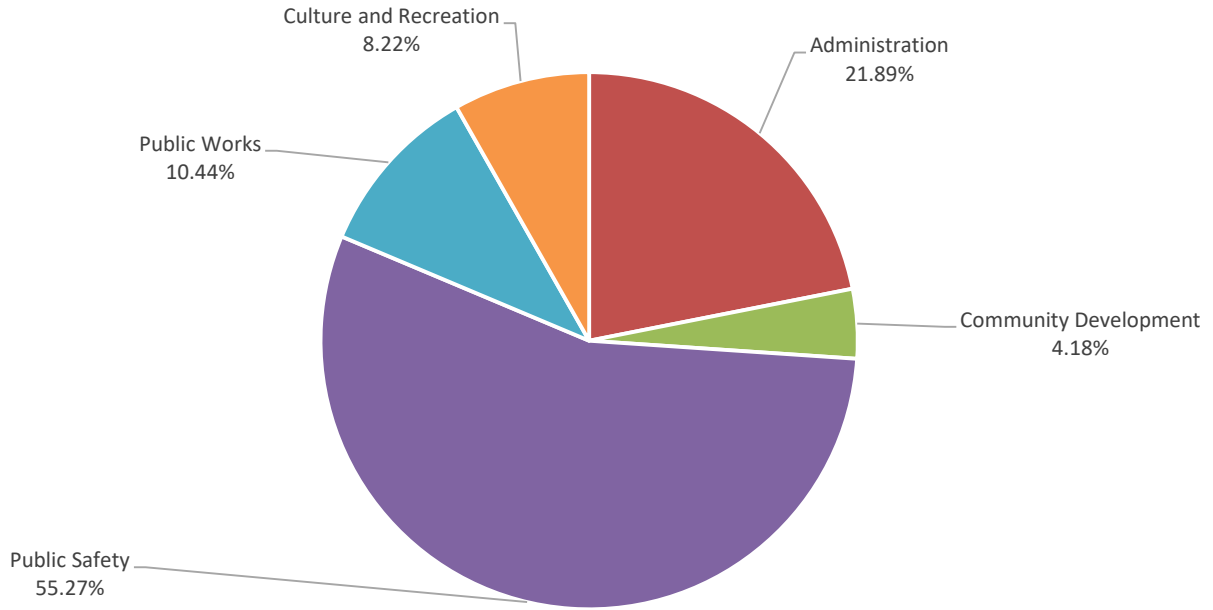


Type	Budget	#	Percent
Property taxes	\$ 11,020,216		83.48%
Licenses and permits	\$ 558,900		4.23%
Intergovernmental	\$ 506,500		3.84%
Charges for services	\$ 878,039		6.65%
Fine and forfeitures	\$ 81,000		0.61%
Investment income	\$ 95,000		0.72%
Miscellaneous	\$ 61,070		0.46%
<b>Total</b>	<b>\$ 13,200,725</b>		<b>100%</b>

**City of Forest Lake**  
**General Fund Expenditure Summary by Department**

Department	2022 Actual	2023 Actual	2024 Budget	2025 Budget
Mayor and Council	\$ 58,391	\$ 58,247	\$ 62,379	\$ 69,160
Administration	383,647	337,301	535,046	611,426
Finance	805,207	873,647	932,553	1,044,499
Elections	58,974	7,483	66,200	9,500
Information Technology	185,597	317,127	375,000	390,024
Assessing	128,937	138,160	141,189	150,800
Legal	71,151	110,018	72,000	105,000
General government buildings	335,037	346,531	386,180	407,516
Human Rights Commission	-	-	2,260	2,260
Community Development	409,666	319,146	461,711	551,682
Police	4,637,530	5,046,400	5,268,119	5,578,342
Fire	1,017,440	1,065,056	1,082,017	1,174,954
Building Inspections	465,475	533,203	513,242	542,836
Streets	1,060,557	877,463	998,924	984,119
Street Lighting	146,931	138,193	162,500	168,619
Engineering	25,000	30,000	30,000	30,000
Equipment Shop	153,561	148,187	167,752	154,591
Compost	12,747	11,522	15,765	40,329
Recycling	536	4,500	-	-
Weed Harvester	18,362	-	-	-
Park Programs	219,727	204,959	243,555	224,260
Golf Course	192,952	128,314	63,000	11,000
Park Maintenance	517,236	726,845	703,241	732,621
Senior Center	106,354	117,774	105,297	117,187
Contingency	-	-	-	100,000
Transfer Out	2,287,605	-	-	-
<b>Total</b>	<b><u>\$ 13,298,620</u></b>	<b><u>\$ 11,540,076</u></b>	<b><u>\$ 12,387,930</u></b>	<b><u>\$ 13,200,725</u></b>

**City of Forest Lake  
2025 Adopted General Fund Expenditures**



Type	Budget	Percent
Administration	\$ 2,890,185	21.89%
Community Development	\$ 551,682	4.18%
Public Safety	\$ 7,296,132	55.27%
Public Works	\$ 1,377,658	10.44%
Culture and Recreation	\$ 1,085,068	8.22%
<b>Total</b>	<b><u><u>\$ 13,200,725</u></u></b>	<b><u><u>100%</u></u></b>


**City of Forest Lake  
Personnel Totals**

Function	2022 Actual	2023 Actual	2024 Budget	2025 Budget
<b>General Government</b>				
Administration	3	3	4	3
Finance	4	4	4	4
Community Development	2	3	3	4
Facilities Maintenance	2	2	2	2
Senior Center	1	1	1	1
<b>Public Safety</b>				
Police:				
Police Chief	1	1	1	1
Police Captain	1	1	1	1
Sworn Officers	25	25	25	25
Office Staff	3	3	3	3
Community Service Officer	-	-	-	2
Fire:				
Fire Chief	1	1	1	1
Building Inspection	4	4	4	4
<b>Public Works</b>				
Highways and Streets	7	6	6	6
Maintenance	1	1	1	1
Surface Water Management	1	1	2	1
Culture and Recreation				
Parks Programs	1	1	1	1
Parks Maintenance	3	4	4	4
<b>Proprietary</b>				
Water	3	3	3	4
Sewer	2	2	2	2
Finance - Utility Billing	1	1	1	1
Total	<u>66</u>	<u>67</u>	<u>69</u>	<u>71</u>

(1) Includes employees working a minimum of 20 hours per week. Does not include temporary and seasonal workers or volunteer firefighters.

**City of Forest Lake  
Capital Outlay Budget Detail**

Fund	Department	Description	Replacement - R or New - N	Revenue from Sale or trade-in	Cost Without trade-in
<b>203 - Park Dedication</b>					
	Parks	Beltz Park	R/N		\$ 800,000
	Parks	Kulenkamp Park Infield Improvements	R		100,000
	Parks	Manor Park	R		125,000
	Parks	Tee Box Refurbishing	R		80,000
	Parks	Lakeside Memorial Park - Veteran's Memorial	N		250,000
<b>Total</b>					<b>\$ 1,355,000</b>
<b>205 - Surface Water Management</b>					
	Surface Water Mgmt.	Local Street Maintenance Project	R		\$ 25,000
	Surface Water Mgmt.	Skid Loader - Water/Sewer/SWM	R	17,000	31,000
<b>Total</b>					<b>\$ 56,000</b>
<b>211 - Capital Improvement</b>					
	Streets	ADA Sidewalk Repairs	R		\$ 30,000
	Streets	CR 50 @ TH 61 Intersection Improvements	R		15,000
	Streets	CSAH 32 Reconstruction	R		100,000
	Streets	Hwy 97 Reconstruction I-35 and Hwy 61	R		750,000
	Streets	Local Street Maintenance Project	R		1,770,000
	Streets	Median Landscaping	R		375,000
	Streets	Seal Coat and Crack Filling Projects	R		210,000
	Streets	North Shore Trail Maintenance Project	R		5,870,000
<b>Total</b>					<b>\$ 9,120,000</b>
<b>250 - Airport Fund</b>					
	Airport	Runway, Taxiway and Apron Extension	N		<b>\$ 555,000</b>
<b>401- Capital Equipment</b>					
	Fire	Brush 1	R	10,000	\$ 80,145
	Fire	Brush 2	R	10,000	80,145
	Fire	Utility 1 (U1)	R	16,500	80,145
	Fire	Radio Replacements	R		18,250
	Public Works	PR - Groundmaster Mower	R	10,000	115,000
	Public Works	PR - Zero Turn Mower	R	8,000	28,000
	Public Works	PW - Ag Tractor	R	75,000	200,000
	Public Works	PW - One Ton Truck w/ dump body	R	15,000	80,000
	Public Works	PW - Plow Truck	R	15,000	354,000
	Public Works	PW - Tool Cat	R	20,000	75,000
	Public Works	PW - Trailer	R	500	15,000
	Public Works	PW - Truck	R	4,000	55,000
	Police	Speed Trailer	R		30,000
	Police	Squad #2005	R	10,000	70,000
	Police	Squad #2014	R	10,000	70,000
	Police	Squad #2115	R	15,000	70,000
	Police	SWAT Bearcat	R		25,000
<b>Total</b>					<b>\$ 1,445,685</b>
<b>403 - Public Safety Aid Fund</b>					
	Police	Electronic Digital Fingerprint Machine	N		\$ 18,000
	Police	Electronic Speed Limit Signs	N		20,000
	Police	6 Axon Interview Room Cameras	N		129,230
	Police	26 weapon storage lockers	N		7,960
<b>Total</b>					<b>\$ 175,190</b>
<b>631- Water Fund</b>					
	Water	Hwy 97 Reconstruction I-35 and Hwy 61	R		\$ 705,000
	Water	Local Street Maintenance Project	R		25,000
	Water	Skid Loader - Water/Sewer/SWM	R	17,000	31,000
	Water	Water Softner Rehab #1	R		185,000
	Water	Water Tower Rehab	R		435,000
	Water	Wellhead Protection Plans	R		25,000
<b>Total</b>					<b>\$ 1,406,000</b>
<b>632- Sewer Fund</b>					
	Sewer	Hwy 97 Reconstruction I-35 and Hwy 61	R		\$ 200,000
	Sewer	Local Street Maintenance Project	R		25,000
	Sewer	North Shore Trail Maintenance Project	R		30,000
	Sewer	Sewer Lining Projects	R		530,000
	Sewer	Skid Loader - Water/Sewer/SWM	R	17,000	31,000
<b>Total</b>					<b>\$ 816,000</b>



**Forest Lake**

**AS GOOD AS IT SOUNDS**

**GENERAL FUND  
FUND 101**

BUDGET REPORT FOR FOREST LAKE

Fund: 101 GENERAL FUND

GL NUMBER	DESCRIPTION	2024	2025	2025	2025
		ADOPTED BUDG BUDGET	ADOPTED BUDG BUDGET	ADOPTED BUDG AMT CHANGE	ADOPTED BUDG % CHANGE
<b>ESTIMATED REVENUES</b>					
Dept 41-1400 - FINANCE					
101-41-1400-32110	LIQUOR LICENSES	50,000	50,000		
101-41-1400-32170	CORPORATE LICENSES	3,000	3,000		
101-41-1400-32182	TOBACCO LICENSES	6,500	6,500		
101-41-1400-32185	GAMBLING PERMITS	900	900		
101-41-1400-34097	FIRE ADMINISTRATION FEES	10,000	10,000		
101-41-1400-34100	RENTALS		10,608	10,608	
101-41-1400-34107	ASSESSMENT SEARCH CHARGES	150	150		
101-41-1400-36215	CABLE TV ADMINSTRATIVE FEES	15,300	15,300		
101-41-1400-36240	REFUNDS & REIMBURSEMENTS	40,000	20,000	(20,000)	(50.00)
Totals for dept 41-1400 - FINANCE		125,850	116,458	(9,392)	(7.46)
Dept 41-1910 - COMMUNITY DEVELOPMENT					
101-41-1910-32215	SIGN PERMITS	6,000	6,500	500	8.33
101-41-1910-32271	PLANNING & ZONING PERMITS	35,000	35,000		
Totals for dept 41-1910 - COMMUNITY DEVELOPMENT		41,000	41,500	500	1.22
Dept 41-1940 - GENERAL GOVERNMENT BUILDINGS					
101-41-1940-36240	REFUNDS & REIMBURSEMENTS		12,600	12,600	
Totals for dept 41-1940 - GENERAL GOVERNMENT BUILDIN			12,600	12,600	
Dept 42-2100 - POLICE					
101-42-2100-33160	FEDERAL GRANTS	10,000	10,000		
101-42-2100-33400	STATE GRANTS	10,000	25,000	15,000	150.00
101-42-2100-33401	STATE OF MN/PUB SAFETY BENEFIT	5,000		(5,000)	(100.00)
101-42-2100-33416	STATE POLICE REIMB TRAING	240,000	230,000	(10,000)	(4.17)
101-42-2100-34203	REPORT COPIES	2,500	1,000	(1,500)	(60.00)
101-42-2100-34205	SCHOOL SECURITY/POLICE LIAISON	285,000	288,908	3,908	1.37
101-42-2100-34790	INVESTIGATIONS/LICENSE APPS	1,800	4,000	2,200	122.22
101-42-2100-34791	WASH CO/REIMB POLICE	5,000	4,500	(500)	(10.00)
101-42-2100-35101	COURT FINES/PROSECUTION	70,000	80,000	10,000	14.29
101-42-2100-35102	LOCKOUT FEES	1,000	1,000		
101-42-2100-35103	LIQUOR/TOBACCO VIOLATION FEES	500		(500)	(100.00)
101-42-2100-36240	REFUNDS & REIMBURSEMENTS	2,300	2,300		
Totals for dept 42-2100 - POLICE		633,100	646,708	13,608	2.15
Dept 42-2125 - SAFETY CAMP					
101-42-2125-34121	SAFETY CAMP FEES	1,000	1,000		
101-42-2125-36236	SAFETY CAMP DONATIONS	6,000	4,000	(2,000)	(33.33)
Totals for dept 42-2125 - SAFETY CAMP		7,000	5,000	(2,000)	(28.57)
Dept 42-2200 - FIRE					
101-42-2200-33433	STATE OF MN/REIMB FIRE	10,000	10,000		
101-42-2200-34501	COLUMBUS FEES	183,052	191,526	8,474	4.63
Totals for dept 42-2200 - FIRE		193,052	201,526	8,474	4.39
Dept 42-2250 - FIRE PENSION					
101-42-2250-33420	STATE FIRE RELIEF PENSION AID	185,000	200,000	15,000	8.11
Totals for dept 42-2250 - FIRE PENSION		185,000	200,000	15,000	8.11
Dept 42-2300 - FIRE INSPECTION					
101-42-2300-32250	FIRE INSPECTION PERMITS	15,000	15,000		
Totals for dept 42-2300 - FIRE INSPECTION		15,000	15,000		
Dept 42-2400 - BUILDING INSPECTION					
101-42-2400-32150	MASTER GAS INSTALLER LICENSE	3,100	2,000	(1,100)	(35.48)
101-42-2400-32210	BUILDING PERMITS	335,000	335,000		
101-42-2400-32211	BUILDING PERMIT PENALTIES	1,500	5,000	3,500	233.33
101-42-2400-32220	GAS INSTALL/HEATING PERMITS	55,000	55,000		
101-42-2400-32230	PLUMBING PERMITS	45,000	45,000		
101-42-2400-34104	BLDG PERMIT PLAN CHECK FEES	175,000	175,000		
Totals for dept 42-2400 - BUILDING INSPECTION		614,600	617,000	2,400	0.39
Dept 42-2500 - EMERGENCY MANAGEMENT					
101-42-2500-36240	REFUNDS & REIMBURSEMENTS	1,230	870	(360)	(29.27)
Totals for dept 42-2500 - EMERGENCY MANAGEMENT		1,230	870	(360)	(29.27)
Dept 43-3100 - STREETS					
101-43-3100-33417	STATE SNOW REMOVAL AID		3,500	3,500	
101-43-3100-34103	TOWER ANTENNA RENTAL	110,787	76,597	(34,190)	(30.86)
Totals for dept 43-3100 - STREETS		110,787	80,097	(30,690)	(27.70)
Dept 43-3236 - RECYCLING					
101-43-3236-33450	WASHINGTON CO RECYCLING GRANT		20,000	20,000	
Totals for dept 43-3236 - RECYCLING			20,000	20,000	

BUDGET REPORT FOR FOREST LAKE

Fund: 101 GENERAL FUND

GL NUMBER	DESCRIPTION	2024 ADOPTED BUDG BUDGET	2025 ADOPTED BUDG BUDGET	2025 ADOPTED BUDG AMT CHANGE	2025 ADOPTED BUDG % CHANGE
ESTIMATED REVENUES					
Dept 45-5120 - PARK PROGRAMS					
101-45-5120-34114-CONCESSION	CHARGES FOR SERVICES		2,500	2,500	
101-45-5120-34115	SHELTER/COMM GARDEN RENTALS	2,500	4,000	1,500	60.00
101-45-5120-34118	ARTS IN PARK VENDOR FEES		10,000	10,000	
101-45-5120-34120	PARK USER FEES	18,000	18,000		
101-45-5120-34122	SPONSORSHIP REVENUE		17,750	17,750	
101-45-5120-36234	PARK-MISC CONTRIBUTIONS/DONATN	2,000	1,000	(1,000)	(50.00)
Totals for dept 45-5120 - PARK PROGRAMS		22,500	53,250	30,750	136.67
Dept 45-5122 - ARTS IN THE PARK					
101-45-5122-34118	ARTS IN PARK VENDOR FEES	6,500		(6,500)	(100.00)
101-45-5122-34122	SPONSORSHIP REVENUE	15,000		(15,000)	(100.00)
Totals for dept 45-5122 - ARTS IN THE PARK		21,500		(21,500)	(100.00)
Dept 45-5130 - GOLF COURSE					
101-45-5130-34102	GOLF COURSE/LEASES	10,000		(10,000)	(100.00)
Totals for dept 45-5130 - GOLF COURSE		10,000		(10,000)	(100.00)
Dept 45-5200 - PARK MAINTENANCE					
101-45-5200-34120	PARK USER FEES	10,100	30,000	19,900	197.03
Totals for dept 45-5200 - PARK MAINTENANCE		10,100	30,000	19,900	197.03
Dept 46-6625 - SENIOR CENTER					
101-46-6625-34100	RENTALS	25,982	30,000	4,018	15.46
101-46-6625-36230	CONTRIBUTIONS/DONATIONS	2,300	5,000	2,700	117.39
101-46-6625-36237	SENIOR MEMBERSHIP FEES	2,500	2,500		
101-46-6625-36252	CONTRIBUTIONS AND DONATIONS	1,000		(1,000)	(100.00)
Totals for dept 46-6625 - SENIOR CENTER		31,782	37,500	5,718	17.99
Dept 49-9200 - UNALLOCATED					
101-49-9200-31010	PROPERTY TAXES	10,204,674	11,020,216	815,542	7.99
101-49-9200-33401	LOCAL GOVERNMENT AID (LGA)	57,755		(57,755)	(100.00)
101-49-9200-33404	ST MN / MV AG CREDIT	8,000	8,000		
101-49-9200-36210	INTEREST EARNINGS	95,000	95,000		
Totals for dept 49-9200 - UNALLOCATED		10,365,429	11,123,216	757,787	7.31
TOTAL ESTIMATED REVENUES		12,387,930	13,200,725	812,795	6.56

BUDGET REPORT FOR FOREST LAKE

Fund: 101 GENERAL FUND

GL NUMBER	DESCRIPTION	2024 ADOPTED BUDG BUDGET	2025 ADOPTED BUDG BUDGET	2025 ADOPTED BUDG AMT CHANGE	2025 ADOPTED BUDG % CHANGE
<b>APPROPRIATIONS</b>					
<b>Dept 41-1110 - MAYOR &amp; COUNCIL</b>					
51010	FULL TIME WAGES	28,800	28,800		
51210	PERA CONTRIBUTIONS	275	275		
51220	FICA CONTRIBUTIONS	1,786	1,786		
51230	MEDICARE	418	418		
52010	OFFICE SUPPLIES	100	100		
53080	SEMINARS & TRAINING	2,300	7,000	4,700	204.35
53210	TELEPHONE	400		(400)	(100.00)
53220	POSTAGE	100	100		
53500	PRINTING	300	300		
53520	PUBLISHING & ADS	500	500		
53700	MILEAGE REIMB		1,000	1,000	
54330	DUES & SUBSCRIPTIONS	7,400	7,681	281	3.80
54340	LMCIT DUES	20,000	21,200	1,200	6.00
Totals for dept 41-1110 - MAYOR & COUNCIL		62,379	69,160	6,781	10.87
<b>Dept 41-1320 - ADMINISTRATION</b>					
51010	FULL TIME WAGES	371,504	433,778	62,274	16.76
51090	OVERTIME WAGES	5,000		(5,000)	(100.00)
51210	PERA CONTRIBUTIONS	28,238	24,127	(4,111)	(14.56)
51220	FICA CONTRIBUTIONS	21,908	18,511	(3,397)	(15.51)
51230	MEDICARE	5,459	4,665	(794)	(14.54)
51310	HEALTH INSURANCE	52,008	38,723	(13,285)	(25.54)
51320	DENTAL INSURANCE	3,806	3,404	(402)	(10.56)
51325	HCSF BENEFIT	936	639	(297)	(31.73)
51330	LIFE INSURANCE	315	215	(100)	(31.75)
51600	DISABILITY INSURANCE	972	1,014	42	4.32
52010	OFFICE SUPPLIES	800	1,500	700	87.50
53070	PROFESSIONAL SERVICES	7,000	45,000	38,000	542.86
53080	SEMINARS & TRAINING	8,600	9,000	400	4.65
53210	TELEPHONE	1,200	550	(650)	(54.17)
53700	MILEAGE REIMB	4,700	5,500	800	17.02
54330	DUES & SUBSCRIPTIONS	2,700	2,700		
54370	MISCELLANEOUS	2,100	2,100		
54371	CONTINGENCY	15,000	15,000		
54520	ADMINISTRATN/PUBLISHING & ADS	2,800	5,000	2,200	78.57
Totals for dept 41-1320 - ADMINISTRATION		535,046	611,426	76,380	14.28
<b>Dept 41-1400 - FINANCE</b>					
51010	FULL TIME WAGES	239,573	274,569	34,996	14.61
51210	PERA CONTRIBUTIONS	17,961	20,593	2,632	14.65
51220	FICA CONTRIBUTIONS	14,847	17,023	2,176	14.66
51230	MEDICARE	3,472	3,981	509	14.66
51310	HEALTH INSURANCE	25,638	46,904	21,266	82.95
51320	DENTAL INSURANCE	1,290	4,123	2,833	219.61
51325	HCSF BENEFIT	699	774	75	10.73
51330	LIFE INSURANCE	235	261	26	11.06
51600	DISABILITY INSURANCE	841	964	123	14.63
52010	OFFICE SUPPLIES	7,600	6,000	(1,600)	(21.05)
52210	REPAIR & MAINT SUPPLIES	3,500	3,500		
53010	AUDIT SERVICES	15,200	15,960	760	5.00
53070	PROFESSIONAL SERVICES	32,000	32,400	400	1.25
53080	SEMINARS & TRAINING	3,500	2,500	(1,000)	(28.57)
53220	POSTAGE	1,500	1,800	300	20.00
53520	PUBLISHING & ADS	700	695	(5)	(0.71)
53600	INSURANCE	541,297	595,427	54,130	10.00
53700	MILEAGE REIMB	200	200		
54040	REPAIR & MAINT EQUIPMENT	10,000	10,000		
54050	REPAIR & MAINT CONTRACTS	1,500	1,000	(500)	(33.33)
54330	DUES & SUBSCRIPTIONS	1,000	825	(175)	(17.50)
54370	MISCELLANEOUS	10,000	5,000	(5,000)	(50.00)
Totals for dept 41-1400 - FINANCE		932,553	1,044,499	111,946	12.00
<b>Dept 41-1410 - ELECTIONS</b>					
53070	PROFESSIONAL SERVICES	66,200	9,500	(56,700)	(85.65)
Totals for dept 41-1410 - ELECTIONS		66,200	9,500	(56,700)	(85.65)
<b>Dept 41-1500 - INFORMATION TECHNOLOGY</b>					
52100	OPERATING SUPPLIES	25,000	25,360	360	1.44
53090	COMPUTER SUPPORT	350,000	364,664	14,664	4.19
Totals for dept 41-1500 - INFORMATION TECHNOLOGY		375,000	390,024	15,024	4.01
<b>Dept 41-1550 - ASSESSING</b>					
53120	ASSESSING/SERVICES	141,189	150,800	9,611	6.81
Totals for dept 41-1550 - ASSESSING		141,189	150,800	9,611	6.81
<b>Dept 41-1601 - LEGAL</b>					

BUDGET REPORT FOR FOREST LAKE

Fund: 101 GENERAL FUND

GL NUMBER	DESCRIPTION	2024 ADOPTED BUDG BUDGET	2025 ADOPTED BUDG BUDGET	2025 ADOPTED BUDG AMT CHANGE	2025 ADOPTED BUDG % CHANGE
<b>APPROPRIATIONS</b>					
Dept 41-1601 - LEGAL					
53040	LEGAL SERVICES	72,000	105,000	33,000	45.83
Totals for dept 41-1601 - LEGAL		72,000	105,000	33,000	45.83
Dept 41-1910 - COMMUNITY DEVELOPMENT					
51010	FULL TIME WAGES	248,791	316,737	67,946	27.31
51020	BOARD MEMBERS WAGES	5,400	5,400		
51030	PART TIME WAGES		12,500	12,500	
51210	PERA CONTRIBUTIONS	18,650	23,418	4,768	25.57
51220	FICA CONTRIBUTIONS	17,645	22,362	4,717	26.73
51230	MEDICARE	4,127	5,230	1,103	26.73
51310	HEALTH INSURANCE	40,367	54,540	14,173	35.11
51320	DENTAL INSURANCE	1,313	4,794	3,481	265.12
51325	HCSP BENEFIT	750	900	150	20.00
51330	LIFE INSURANCE	253	303	50	19.76
51600	DISABILITY INSURANCE	825	1,048	223	27.03
52010	OFFICE SUPPLIES	800	1,800	1,000	125.00
53040	LEGAL SERVICES	60,000	40,000	(20,000)	(33.33)
53050	ENGINEERING CHARGES	10,000	10,000		
53070	PROFESSIONAL SERVICES	41,100	40,000	(1,100)	(2.68)
53080	SEMINARS & TRAINING	3,500	4,500	1,000	28.57
53140	CITY MAPS UPDATES	1,250	1,500	250	20.00
53210	TELEPHONE	540	500	(40)	(7.41)
53220	POSTAGE	1,000		(1,000)	(100.00)
53500	PRINTING	600	600		
53520	PUBLISHING & ADS	2,250	3,000	750	33.33
53700	MILEAGE REIMB	350	350		
54330	DUES & SUBSCRIPTIONS	2,000	2,000		
54370	MISCELLANEOUS	200	200		
Totals for dept 41-1910 - COMMUNITY DEVELOPMENT		461,711	551,682	89,971	19.49
Dept 41-1940 - GENERAL GOVERNMENT BUILDINGS					
51010	FULL TIME WAGES	76,109	78,391	2,282	3.00
51030	PART TIME WAGES	54,758	56,418	1,660	3.03
51090	OVERTIME WAGES	1,000	1,000		
51210	PERA CONTRIBUTIONS	9,890	10,186	296	2.99
51220	FICA CONTRIBUTIONS	8,176	8,420	244	2.98
51230	MEDICARE	1,912	1,969	57	2.98
51310	HEALTH INSURANCE	29,288	34,178	4,890	16.70
51320	DENTAL INSURANCE	1,536	3,196	1,660	108.07
51325	HCSP BENEFIT	600	600		
51330	LIFE INSURANCE	202	202		
51600	DISABILITY INSURANCE	459	472	13	2.83
52010	OFFICE SUPPLIES	150	150		
52100	OPERATING SUPPLIES	9,000	9,000		
52130	UNIFORMS & CLOTHING	1,500	1,500		
52210	REPAIR & MAINT SUPPLIES	1,000	1,000		
52400	TOOLS & SMALL EQUIP	1,000	1,000		
53210	TELEPHONE	5,000	10,272	5,272	105.44
53350	CONTRACT SERVICES	13,900	16,400	2,500	17.99
53810	ELECTRIC UTILITIES	110,000	107,262	(2,738)	(2.49)
54010	REPAIR & MAINT-BUILDINGS	47,000	47,000		
54040	REPAIR & MAINT EQUIPMENT	6,000	6,000		
54270	LICENSES & PERMITS	200	200		
54370	MISCELLANEOUS	500	500		
Totals for dept 41-1940 - GENERAL GOVERNMENT BUILDIN		379,180	395,316	16,136	4.26
Dept 41-1941 - GOVERNMENT BUILDING - SOUTH BUILDING					
54010	REPAIR & MAINT-BUILDINGS	7,000	7,000		
54430	PROPERTY TAXES		5,200	5,200	
Totals for dept 41-1941 - GOVERNMENT BUILDING - SOUT		7,000	12,200	5,200	74.29
Dept 42-2100 - POLICE					
51010	FULL TIME WAGES	3,191,761	3,337,341	145,580	4.56
51030	PART TIME WAGES	5,000	5,000		
51090	OVERTIME WAGES	145,000	160,000	15,000	10.34
51210	PERA CONTRIBUTIONS	568,001	594,640	26,639	4.69
51220	FICA CONTRIBUTIONS	14,702	15,135	433	2.95
51230	MEDICARE	48,543	50,784	2,241	4.62
51310	HEALTH INSURANCE	554,125	618,120	63,995	11.55
51320	DENTAL INSURANCE	44,501	49,545	5,044	11.33
51325	HCSP BENEFIT	9,000	9,300	300	3.33
51330	LIFE INSURANCE	3,030	3,131	101	3.33
51600	DISABILITY INSURANCE	10,756	11,194	438	4.07
52010	OFFICE SUPPLIES	13,000	13,000		
52020	COMM POLICING SUPPLIES	5,000	5,000		
52100	OPERATING SUPPLIES	60,000	60,000		

BUDGET REPORT FOR FOREST LAKE

Fund: 101 GENERAL FUND

GL NUMBER	DESCRIPTION	2024 ADOPTED BUDG BUDGET	2025 ADOPTED BUDG BUDGET	2025 ADOPTED BUDG AMT CHANGE	2025 ADOPTED BUDG % CHANGE
<b>APPROPRIATIONS</b>					
<b>Dept 42-2100 - POLICE</b>					
52105	BIKE PATROL SUPPLIES	6,000	6,000		
52120	MOTOR FUEL	48,000	43,152	(4,848)	(10.10)
52130	UNIFORMS & CLOTHING	40,000	50,000	10,000	25.00
52210	REPAIR & MAINT SUPPLIES	3,000	5,000	2,000	66.67
52400	TOOLS & SMALL EQUIP	5,000	5,000		
53040	LEGAL SERVICES	150,000	150,000		
53060	MEDICAL	20,000	20,000		
53080	SEMINARS & TRAINING	40,000	60,000	20,000	50.00
53090	COMPUTER SUPPORT	105,000	105,000		
53210	TELEPHONE	26,200	30,000	3,800	14.50
53220	POSTAGE	1,000	1,000		
53520	PUBLISHING & ADS	500	500		
53700	MILEAGE REIMB	500	500		
54020	REPAIR & MAINT - SUBS	3,000	3,000		
54040	REPAIR & MAINT EQUIPMENT	50,000	60,000	10,000	20.00
54050	REPAIR & MAINT CONTRACTS	23,000	23,000		
54270	LICENSES & PERMITS	3,000	3,000		
54330	DUES & SUBSCRIPTIONS	3,000	3,000		
54370	MISCELLANEOUS	2,000	2,000		
<b>Totals for dept 42-2100 - POLICE</b>		<b>5,201,619</b>	<b>5,502,342</b>	<b>300,723</b>	<b>5.78</b>
<b>Dept 42-2125 - SAFETY CAMP</b>					
52010	OFFICE SUPPLIES	1,000	1,000		
52110	SAFETY CAMP SUPPLIES	3,000	3,000		
53070	PROFESSIONAL SERVICES	3,000	3,000		
53520	PUBLISHING & ADS	1,000	1,000		
<b>Totals for dept 42-2125 - SAFETY CAMP</b>		<b>8,000</b>	<b>8,000</b>		
<b>Dept 42-2200 - FIRE</b>					
51010	FULL TIME WAGES	143,508	147,858	4,350	3.03
51030	PART TIME WAGES	279,313	328,125	48,812	17.48
51090	OVERTIME WAGES	30,000	30,000		
51210	PERA CONTRIBUTIONS	25,401	26,171	770	3.03
51220	FICA CONTRIBUTIONS	19,177	22,204	3,027	15.78
51230	MEDICARE	6,566	7,337	771	11.74
51240	FIRE RELIEF PENSION	18,500	18,500		
51310	HEALTH INSURANCE	15,579	18,180	2,601	16.70
51320	DENTAL INSURANCE	525	1,598	1,073	204.38
51325	HCSP BENEFIT	300	300		
51330	LIFE INSURANCE	101	101		
51600	DISABILITY INSURANCE	467	483	16	3.43
52010	OFFICE SUPPLIES	1,200	1,200		
52100	OPERATING SUPPLIES	10,000	11,500	1,500	15.00
52120	MOTOR FUEL	18,000	18,712	712	3.96
52130	UNIFORMS & CLOTHING	2,800	3,084	284	10.14
52140	AIR PAC ACCESSORIES	2,200	2,200		
52150	FIRE FOAM	3,000	3,500	500	16.67
52190	FOOD - FIRE DEPT	1,000		(1,000)	(100.00)
52210	REPAIR & MAINT SUPPLIES	5,000	5,000		
52400	TOOLS & SMALL EQUIP	7,000	7,400	400	5.71
52410	RADIOS & PAGERS	26,500	25,400	(1,100)	(4.15)
52420	TURN-OUT GEAR	34,300	33,885	(415)	(1.21)
53010	AUDIT SERVICES	2,700	2,700		
53060	MEDICAL	8,400	18,320	9,920	118.10
53080	SEMINARS & TRAINING	14,000	14,000		
53090	COMPUTER SUPPORT	17,800	18,721	921	5.17
53100	FIRE ADMINISTRATION COSTS	10,000	10,000		
53210	TELEPHONE	6,000	6,000		
53520	PUBLISHING & ADS	500	500		
53600	INSURANCE	89,250	89,250		
53700	MILEAGE REIMB	1,000	1,000		
54040	REPAIR & MAINT EQUIPMENT	70,000	70,000		
54050	REPAIR & MAINT CONTRACTS	8,000	10,300	2,300	28.75
54310	FIRE PREVENTION MAT'LS	2,400	2,400		
54330	DUES & SUBSCRIPTIONS	1,700	1,700		
<b>Totals for dept 42-2200 - FIRE</b>		<b>882,187</b>	<b>957,629</b>	<b>75,442</b>	<b>8.55</b>
<b>Dept 42-2250 - FIRE PENSION</b>					
51240	FIRE RELIEF PENSION	185,000	200,000	15,000	8.11
<b>Totals for dept 42-2250 - FIRE PENSION</b>		<b>185,000</b>	<b>200,000</b>	<b>15,000</b>	<b>8.11</b>
<b>Dept 42-2400 - BUILDING INSPECTION</b>					
51010	FULL TIME WAGES	351,058	370,503	19,445	5.54
51090	OVERTIME WAGES	2,500	2,500		
51210	PERA CONTRIBUTIONS	26,517	27,975	1,458	5.50
51220	FICA CONTRIBUTIONS	21,921	23,126	1,205	5.50

BUDGET REPORT FOR FOREST LAKE

Fund: 101 GENERAL FUND

GL NUMBER	DESCRIPTION	2024 ADOPTED BUDG BUDGET	2025 ADOPTED BUDG BUDGET	2025 ADOPTED BUDG AMT CHANGE	2025 ADOPTED BUDG % CHANGE
<b>APPROPRIATIONS</b>					
<b>Dept 42-2400 - BUILDING INSPECTION</b>					
51230	MEDICARE	5,127	5,409	282	5.50
51310	HEALTH INSURANCE	68,319	72,720	4,401	6.44
51320	DENTAL INSURANCE	5,317	6,390	1,073	20.18
51325	HCSP BENEFIT	1,200	1,200		
51330	LIFE INSURANCE	404	404		
51600	DISABILITY INSURANCE	1,229	1,297	68	5.53
52010	OFFICE SUPPLIES	1,000	1,000		
52100	OPERATING SUPPLIES	1,500	1,500		
52120	MOTOR FUEL	2,500	3,062	562	22.48
52130	UNIFORMS & CLOTHING	3,200	3,200		
53070	PROFESSIONAL SERVICES	7,500	9,500	2,000	26.67
53080	SEMINARS & TRAINING	4,000	4,000		
53090	COMPUTER SUPPORT	1,000	1,000		
53210	TELEPHONE	1,800	1,800		
53500	PRINTING	250	250		
53700	MILEAGE REIMB	500	500		
54040	REPAIR & MAINT EQUIPMENT	2,000	2,000		
54330	DUES & SUBSCRIPTIONS	1,500	1,500		
54370	MISCELLANEOUS	2,900	2,000	(900)	(31.03)
<b>Totals for dept 42-2400 - BUILDING INSPECTION</b>		<b>513,242</b>	<b>542,836</b>	<b>29,594</b>	<b>5.77</b>
<b>Dept 42-2500 - EMERGENCY MANAGEMENT</b>					
52400	TOOLS & SMALL EQUIP		1,500	1,500	
53080	SEMINARS & TRAINING	1,230	1,290	60	4.88
54040	REPAIR & MAINT EQUIPMENT	8,200	8,675	475	5.79
54330	DUES & SUBSCRIPTIONS	5,400	5,860	460	8.52
<b>Totals for dept 42-2500 - EMERGENCY MANAGEMENT</b>		<b>14,830</b>	<b>17,325</b>	<b>2,495</b>	<b>16.82</b>
<b>Dept 42-2700 - ANIMAL CONTROL</b>					
53350	CONTRACT SERVICES	18,000	18,000		
<b>Totals for dept 42-2700 - ANIMAL CONTROL</b>		<b>18,000</b>	<b>18,000</b>		
<b>Dept 43-3100 - STREETS</b>					
51010	FULL TIME WAGES	445,267	446,928	1,661	0.37
51030	PART TIME WAGES	48,000	50,860	2,860	5.96
51090	OVERTIME WAGES	15,000	15,000		
51210	PERA CONTRIBUTIONS	34,520	34,645	125	0.36
51220	FICA CONTRIBUTIONS	31,513	31,793	280	0.89
51230	MEDICARE	7,370	7,435	65	0.88
51310	HEALTH INSURANCE	94,626	97,182	2,556	2.70
51320	DENTAL INSURANCE	6,162	8,310	2,148	34.86
51325	HCSP BENEFIT	1,560	1,560		
51330	LIFE INSURANCE	525	525		
51600	DISABILITY INSURANCE	1,381	1,381		
52100	OPERATING SUPPLIES	50,000	50,000		
52120	MOTOR FUEL	65,000	55,000	(10,000)	(15.38)
52130	UNIFORMS & CLOTHING	6,000	6,000		
52400	TOOLS & SMALL EQUIP	15,000	15,000		
53040	LEGAL SERVICES		500	500	
53060	MEDICAL	1,000	1,000		
53080	SEMINARS & TRAINING	5,000	4,000	(1,000)	(20.00)
53210	TELEPHONE	11,000	12,000	1,000	9.09
53520	PUBLISHING & ADS	500	500		
54020	REPAIR & MAINT - SUBS	15,000	15,000		
54030	REPAIR & MAINT-IMPROVEMENTS	15,000		(15,000)	(100.00)
54040	REPAIR & MAINT EQUIPMENT	55,000	55,000		
54120	HWYS,STREETS/SALT FOR ROADS	70,000	70,000		
54250	RENTALS	1,500	1,500		
54270	LICENSES & PERMITS	1,000	1,000		
54330	DUES & SUBSCRIPTIONS	500	500		
54370	MISCELLANEOUS	1,500	1,500		
<b>Totals for dept 43-3100 - STREETS</b>		<b>998,924</b>	<b>984,119</b>	<b>(14,805)</b>	<b>(1.48)</b>
<b>Dept 43-3110 - ENGINEERING</b>					
53050	ENGINEERING CHARGES	30,000	30,000		
<b>Totals for dept 43-3110 - ENGINEERING</b>		<b>30,000</b>	<b>30,000</b>		
<b>Dept 43-3160 - STREET LIGHTING</b>					
53810	ELECTRIC UTILITIES	137,500	137,619	119	0.09
54040	REPAIR & MAINT EQUIPMENT	25,000	31,000	6,000	24.00
<b>Totals for dept 43-3160 - STREET LIGHTING</b>		<b>162,500</b>	<b>168,619</b>	<b>6,119</b>	<b>3.77</b>
<b>Dept 43-3180 - EQUIPMENT SHOP</b>					
51010	FULL TIME WAGES	74,013	76,248	2,235	3.02
51090	OVERTIME WAGES	2,000	2,000		
51210	PERA CONTRIBUTIONS	5,701	5,869	168	2.95

BUDGET REPORT FOR FOREST LAKE


Fund: 101 GENERAL FUND

GL NUMBER	DESCRIPTION	2024	2025	2025	2025
		ADOPTED BUDG BUDGET	ADOPTED BUDG BUDGET	ADOPTED BUDG AMT CHANGE	ADOPTED BUDG % CHANGE
<b>APPROPRIATIONS</b>					
<b>Dept 43-3180 - EQUIPMENT SHOP</b>					
51220	FICA CONTRIBUTIONS	4,713	4,851	138	2.93
51230	MEDICARE	1,102	1,135	33	2.99
51310	HEALTH INSURANCE	14,064	14,208	144	1.02
51320	DENTAL INSURANCE	1,278	1,279	1	0.08
51325	HCSP BENEFIT	240	240		
51330	LIFE INSURANCE	81	81		
51600	DISABILITY INSURANCE	260	268	8	3.08
52100	OPERATING SUPPLIES	16,500	16,000	(500)	(3.03)
52120	MOTOR FUEL	1,800	1,800		
52130	UNIFORMS & CLOTHING	3,000	4,000	1,000	33.33
52400	TOOLS & SMALL EQUIP	5,000	5,000		
53210	TELEPHONE	1,000	1,500	500	50.00
53810	ELECTRIC UTILITIES	30,000	13,112	(16,888)	(56.29)
53840	REFUSE DISPOSAL	1,000	1,000		
54010	REPAIR & MAINT-BUILDINGS	5,000	5,000		
54040	REPAIR & MAINT EQUIPMENT	1,000	1,000		
Totals for dept 43-3180 - EQUIPMENT SHOP		167,752	154,591	(13,161)	(7.85)
<b>Dept 43-3230 - COMPOST</b>					
51030	PART TIME WAGES	10,000	4,950	(5,050)	(50.50)
51220	FICA CONTRIBUTIONS	620	307	(313)	(50.48)
51230	MEDICARE	145	72	(73)	(50.34)
52100	OPERATING SUPPLIES	5,000	10,000	5,000	100.00
53350	CONTRACT SERVICES		25,000	25,000	
Totals for dept 43-3230 - COMPOST		15,765	40,329	24,564	155.81
<b>Dept 45-5120 - PARK PROGRAMS</b>					
51010	FULL TIME WAGES	79,913	77,288	(2,625)	(3.28)
51020	BOARD MEMBERS WAGES	2,100	2,100		
51030	PART TIME WAGES	51,000	37,862	(13,138)	(25.76)
51210	PERA CONTRIBUTIONS	5,993	5,797	(196)	(3.27)
51220	FICA CONTRIBUTIONS	8,260	7,269	(991)	(12.00)
51230	MEDICARE	1,932	1,700	(232)	(12.01)
51310	HEALTH INSURANCE	15,579	18,180	2,601	16.70
51320	DENTAL INSURANCE	1,597	1,598	1	0.06
51325	HCSP BENEFIT	300	300		
51330	LIFE INSURANCE	101	101		
51600	DISABILITY INSURANCE	280	271	(9)	(3.21)
52010	OFFICE SUPPLIES	250	250		
52100	OPERATING SUPPLIES	1,500	1,500		
52130	UNIFORMS & CLOTHING	150	150		
53040	LEGAL SERVICES	5,000	5,000		
53070	PROFESSIONAL SERVICES	12,000	2,000	(10,000)	(83.33)
53080	SEMINARS & TRAINING	2,000	2,000		
53350	CONTRACT SERVICES		26,250	26,250	
53500	PRINTING	500	500		
53520	PUBLISHING & ADS	1,500	500	(1,000)	(66.67)
53700	MILEAGE REIMB	400	400		
53810	ELECTRIC UTILITIES	3,000	3,294	294	9.80
54270	LICENSES & PERMITS	1,400	1,450	50	3.57
54330	DUES & SUBSCRIPTIONS	1,800	1,000	(800)	(44.44)
54370	MISCELLANEOUS	2,000	1,000	(1,000)	(50.00)
54380	PARKS PROGRAMS/ENTERTAINMENT	22,800	26,500	3,700	16.23
Totals for dept 45-5120 - PARK PROGRAMS		221,355	224,260	2,905	1.31
<b>Dept 45-5122 - ARTS IN THE PARK</b>					
53350	CONTRACT SERVICES	22,200		(22,200)	(100.00)
Totals for dept 45-5122 - ARTS IN THE PARK		22,200		(22,200)	(100.00)
<b>Dept 45-5130 - GOLF COURSE</b>					
52210	REPAIR & MAINT SUPPLIES	5,000	5,000		
53070	PROFESSIONAL SERVICES	50,000		(50,000)	(100.00)
53810	ELECTRIC UTILITIES	8,000	6,000	(2,000)	(25.00)
Totals for dept 45-5130 - GOLF COURSE		63,000	11,000	(52,000)	(82.54)
<b>Dept 45-5200 - PARK MAINTENANCE</b>					
51010	FULL TIME WAGES	323,153	332,794	9,641	2.98
51030	PART TIME WAGES	45,000	46,900	1,900	4.22
51090	OVERTIME WAGES	10,000	10,000		
51210	PERA CONTRIBUTIONS	24,986	25,710	724	2.90
51220	FICA CONTRIBUTIONS	23,445	24,161	716	3.05
51230	MEDICARE	5,483	5,651	168	3.06
51310	HEALTH INSURANCE	69,120	71,040	1,920	2.78
51320	DENTAL INSURANCE	5,216	6,393	1,177	22.57
51325	HCSP BENEFIT	1,200	1,200		
51330	LIFE INSURANCE	404	404		

BUDGET REPORT FOR FOREST LAKE

Fund: 101 GENERAL FUND

GL NUMBER	DESCRIPTION	2024 ADOPTED BUDG BUDGET	2025 ADOPTED BUDG BUDGET	2025 ADOPTED BUDG AMT CHANGE	2025 ADOPTED BUDG % CHANGE
<b>APPROPRIATIONS</b>					
Dept 45-5200 - PARK MAINTENANCE					
51600	DISABILITY INSURANCE	1,134	1,168	34	3.00
52100	OPERATING SUPPLIES	40,000	40,000		
52120	MOTOR FUEL	40,000	42,000	2,000	5.00
52130	UNIFORMS & CLOTHING	3,000	3,000		
52400	TOOLS & SMALL EQUIP	5,000	5,000		
53070	PROFESSIONAL SERVICES	500	500		
53080	SEMINARS & TRAINING	1,000	1,000		
53210	TELEPHONE	1,400	2,500	1,100	78.57
53520	PUBLISHING & ADS	100	100		
53810	ELECTRIC UTILITIES	10,000	10,000		
54020	REPAIR & MAINT - SUBS	12,000	12,000		
54030	REPAIR & MAINT-IMPROVEMENTS	35,000	35,000		
54040	REPAIR & MAINT EQUIPMENT	15,000	15,000		
54060	PARKS/BEAUTIFICATION	15,000	25,000	10,000	66.67
54250	RENTALS	15,000	15,000		
54270	LICENSES & PERMITS	100	100		
54370	MISCELLANEOUS	1,000	1,000		
Totals for dept 45-5200 - PARK MAINTENANCE		703,241	732,621	29,380	4.18
Dept 46-6620 - YOUTH SERVICE BUREAU					
53100	PROF SERVICES - OTHER	40,500	50,000	9,500	23.46
Totals for dept 46-6620 - YOUTH SERVICE BUREAU		40,500	50,000	9,500	23.46
Dept 46-6625 - SENIOR CENTER					
51030	PART TIME WAGES	33,844	43,585	9,741	28.78
51210	PERA CONTRIBUTIONS	2,538	3,269	731	28.80
51220	FICA CONTRIBUTIONS	2,098	2,702	604	28.79
51230	MEDICARE	491	632	141	28.72
51310	HEALTH INSURANCE	9,151	11,363	2,212	24.17
51320	DENTAL INSURANCE	505	799	294	58.22
51325	HCSP BENEFIT	150	150		
51330	LIFE INSURANCE	101	101		
51600	DISABILITY INSURANCE	119	153	34	28.57
52010	OFFICE SUPPLIES	100	100		
52100	OPERATING SUPPLIES	1,200	1,200		
53210	TELEPHONE	3,000	3,000		
53350	CONTRACT SERVICES	30,000	30,000		
53810	ELECTRIC UTILITIES	15,000	13,133	(1,867)	(12.45)
54010	REPAIR & MAINT-BUILDINGS	6,000	6,000		
54370	MISCELLANEOUS	1,000	1,000		
Totals for dept 46-6625 - SENIOR CENTER		105,297	117,187	11,890	11.29
Dept 46-6630 - HUMAN RIGHTS COMMISSION					
51020	BOARD MEMBERS WAGES	2,100	2,100		
51220	FICA CONTRIBUTIONS	130	130		
51230	MEDICARE	30	30		
Totals for dept 46-6630 - HUMAN RIGHTS COMMISSION		2,260	2,260		
Dept 49-9200 - UNALLOCATED					
54370	UNALLOCATED/MISC		100,000	100,000	
Totals for dept 49-9200 - UNALLOCATED			100,000	100,000	
<b>TOTAL APPROPRIATIONS</b>		<b>12,387,930</b>	<b>13,200,725</b>	<b>812,795</b>	<b>6.56</b>
<b>NET OF REVENUES/APPROPRIATIONS - FUND 101</b>					
BEGINNING FUND BALANCE		6,639,421	6,639,421		
ENDING FUND BALANCE		6,639,421	6,639,421		



**Forest Lake**

**AS GOOD AS IT SOUNDS**


**PARK  
DEDICATION  
FUND 203**

BUDGET REPORT FOR FOREST LAKE  
Fund: 203 PARK DEDICATION FUND

GL NUMBER	DESCRIPTION	2024 ADOPTED BUDG BUDGET	2025 ADOPTED BUDG BUDGET	2025 ADOPTED BUDG AMT CHANGE	2025 ADOPTED BUDG % CHANGE
ESTIMATED REVENUES					
Dept 45-5120 - PARK PROGRAMS					
203-45-5120-33400	STATE GRANTS		550,000	550,000	
203-45-5120-34100	RENTALS	8,000	8,500	500	6.25
203-45-5120-36101	PARK DEDICATION FEES	25,000	25,000		
203-45-5120-36231	DONATIONS/VETERANS MEMORIAL	2,000	52,000	50,000	2,500.00
Totals for dept 45-5120 - PARK PROGRAMS		35,000	635,500	600,500	1,715.71
Dept 49-9200 - UNALLOCATED					
203-49-9200-31010	PROPERTY TAXES	100,000	350,000	250,000	250.00
203-49-9200-36210	INTEREST EARNINGS	11,846	10,000	(1,846)	(15.58)
Totals for dept 49-9200 - UNALLOCATED		111,846	360,000	248,154	221.87
TOTAL ESTIMATED REVENUES		146,846	995,500	848,654	577.92

BUDGET REPORT FOR FOREST LAKE  
Fund: 203 PARK DEDICATION FUND

GL NUMBER	DESCRIPTION	2024 ADOPTED BUDG BUDGET	2025 ADOPTED BUDG BUDGET	2025 ADOPTED BUDG AMT CHANGE	2025 ADOPTED BUDG % CHANGE
APPROPRIATIONS					
Dept 45-5200 - PARK MAINTENANCE					
53070	PROFESSIONAL SERVICES		2,000	2,000	
55840	CAP OUTLAY-IMPROVEMENTS	900,000	1,355,000	455,000	50.56
Totals for dept 45-5200 - PARK MAINTENANCE		900,000	1,357,000	457,000	50.78
TOTAL APPROPRIATIONS		900,000	1,357,000	457,000	50.78
NET OF REVENUES/APPROPRIATIONS - FUND 203		(753,154)	(361,500)	391,654	(52.00)
BEGINNING FUND BALANCE		1,537,537	784,383	(753,154)	(48.98)
ENDING FUND BALANCE		784,383	422,883	(361,500)	(46.09)



**Forest Lake**

**AS GOOD AS IT SOUNDS**


**SURFACE WATER  
MANAGEMENT  
FUND 205**

BUDGET REPORT FOR FOREST LAKE  
Fund: 205 SURFACE WATER MANAGEMENT FUND

GL NUMBER	DESCRIPTION	2024 ADOPTED BUDG BUDGET	2025 ADOPTED BUDG BUDGET	2025 ADOPTED BUDG AMT CHANGE	2025 ADOPTED BUDG % CHANGE
ESTIMATED REVENUES					
Dept 43-3150 - SURFACE WATER MGMT					
205-43-3150-34325	STORM RESIDENTIAL USAGE	562,915	490,780	(72,135)	(12.81)
205-43-3150-34326	STORM COMM'L USAGE		110,303	110,303	
205-43-3150-36240	REFUNDS & REIMBURSEMENTS	2,500	2,500		
Totals for dept 43-3150 - SURFACE WATER MGMT		565,415	603,583	38,168	6.75
Dept 43-3151 - SURFACE WATER MANAGEMENT CAPITAL IMPRMNT					
205-43-3151-34327	SURFACE WATER TRUNK FEES	20,000	20,000		
Totals for dept 43-3151 - SURFACE WATER MANAGEMENT C		20,000	20,000		
Dept 49-9200 - UNALLOCATED					
205-49-9200-36210	INTEREST EARNINGS	6,954	9,982	3,028	43.54
205-49-9200-39101	GAIN ON SALE OF ASSETS	7,500	17,000	9,500	126.67
Totals for dept 49-9200 - UNALLOCATED		14,454	26,982	12,528	86.67
TOTAL ESTIMATED REVENUES		599,869	650,565	50,696	8.45

BUDGET REPORT FOR FOREST LAKE  
Fund: 205 SURFACE WATER MANAGEMENT FUND

GL NUMBER	DESCRIPTION	2024 ADOPTED BUDG BUDGET	2025 ADOPTED BUDG BUDGET	2025 ADOPTED BUDG AMT CHANGE	2025 ADOPTED BUDG % CHANGE
<b>APPROPRIATIONS</b>					
Dept 43-3150 - SURFACE WATER MGMT					
51010	FULL TIME WAGES	178,856	183,791	4,935	2.76
51030	PART TIME WAGES	26,500	30,500	4,000	15.09
51090	OVERTIME WAGES	10,000	10,000		
51210	PERA CONTRIBUTIONS	14,164	14,534	370	2.61
51220	FICA CONTRIBUTIONS	13,352	13,906	554	4.15
51230	MEDICARE	3,123	3,252	129	4.13
51310	HEALTH INSURANCE	33,837	33,577	(260)	(0.77)
51320	DENTAL INSURANCE	2,435	2,988	553	22.71
51325	HCSP BENEFIT	600	561	(39)	(6.50)
51330	LIFE INSURANCE	202	189	(13)	(6.44)
51600	DISABILITY INSURANCE	460	546	86	18.70
52100	OPERATING SUPPLIES	20,000	20,000		
52120	MOTOR FUEL	15,000	5,500	(9,500)	(63.33)
52130	UNIFORMS & CLOTHING	1,000	1,000		
52400	TOOLS & SMALL EQUIP	7,000	7,000		
53010	AUDIT SERVICES	4,800	4,800		
53040	LEGAL SERVICES	2,000	2,000		
53050	ENGINEERING CHARGES	75,000	50,000	(25,000)	(33.33)
53070	PROFESSIONAL SERVICES	25,000	55,000	30,000	120.00
53080	SEMINARS & TRAINING	2,000	2,000		
53210	TELEPHONE	500	2,000	1,500	300.00
53520	PUBLISHING & ADS	100	100		
53810	ELECTRIC UTILITIES		1,250	1,250	
54020	REPAIR & MAINT - SUBS	5,000	5,000		
54030	REPAIR & MAINT-IMPROVEMENTS	35,000	35,000		
54075	POND CLEANING	120,000	100,000	(20,000)	(16.67)
54250	RENTALS	5,000	5,000		
54270	LICENSES & PERMITS	100	100		
54370	MISCELLANEOUS	5,000	5,000		
55800	CAP OUTLAY-EQUIPMENT	52,500	31,000	(21,500)	(40.95)
Totals for dept 43-3150 - SURFACE WATER MGMT		658,529	625,594	(32,935)	(5.00)
Dept 49-9200 - UNALLOCATED					
57110	TRANSFERS OUT	25,000		(25,000)	(100.00)
Totals for dept 49-9200 - UNALLOCATED		25,000		(25,000)	(100.00)
<b>TOTAL APPROPRIATIONS</b>		<b>683,529</b>	<b>625,594</b>	<b>(57,935)</b>	<b>(8.48)</b>
<b>NET OF REVENUES/APPROPRIATIONS - FUND 205</b>		<b>(83,660)</b>	<b>24,971</b>	<b>108,631</b>	<b>(129.85)</b>
BEGINNING FUND BALANCE		1,208,586	1,124,926	(83,660)	(6.92)
ENDING FUND BALANCE		1,124,926	1,149,897	24,971	2.22



**Forest Lake**

**AS GOOD AS IT SOUNDS**


**DRUG  
FORFEITURE  
FUND 207**

BUDGET REPORT FOR FOREST LAKE  
Fund: 207 DRUG FORFEITURE FUND

GL NUMBER	DESCRIPTION	2024	2025	2025	2025
		ADOPTED BUDG BUDGET	ADOPTED BUDG BUDGET	ADOPTED BUDG AMT CHANGE	ADOPTED BUDG % CHANGE
ESTIMATED REVENUES					
Dept 42-2150 - DRUG FORFEITURE					
207-42-2150-34113	REVENUE DRUG/ALCOHO FORFEITURE	20,000	10,000	(10,000)	(50.00)
Totals for dept 42-2150 - DRUG FORFEITURE		20,000	10,000	(10,000)	(50.00)
TOTAL ESTIMATED REVENUES		20,000	10,000	(10,000)	(50.00)

BUDGET REPORT FOR FOREST LAKE  
Fund: 207 DRUG FORFEITURE FUND

GL NUMBER	DESCRIPTION	2024 ADOPTED BUDG BUDGET	2025 ADOPTED BUDG BUDGET	2025 ADOPTED BUDG AMT CHANGE	2025 ADOPTED BUDG % CHANGE
APPROPRIATIONS					
Dept 42-2150 - DRUG FORFEITURE					
52100	OPERATING SUPPLIES	20,000	10,000	(10,000)	(50.00)
54020	REPAIR & MAINT - SUBS	5,000		(5,000)	(100.00)
Totals for dept 42-2150 - DRUG FORFEITURE		25,000	10,000	(15,000)	(60.00)
TOTAL APPROPRIATIONS		25,000	10,000	(15,000)	(60.00)
NET OF REVENUES/APPROPRIATIONS - FUND 207		(5,000)		5,000	(100.00)
BEGINNING FUND BALANCE		51,089	46,089	(5,000)	(9.79)
ENDING FUND BALANCE		46,089	46,089		



**Forest Lake**

**AS GOOD AS IT SOUNDS**


**CAPITAL  
IMPROVEMENT  
FUND 211**

BUDGET REPORT FOR FOREST LAKE  
Fund: 211 CAPITAL IMPROVEMENT FUND

GL NUMBER	DESCRIPTION	2024	2025	2025	2025
		ADOPTED BUDG BUDGET	ADOPTED BUDG BUDGET	ADOPTED BUDG AMT CHANGE	ADOPTED BUDG % CHANGE
ESTIMATED REVENUES					
Dept 43-3100 - STREETS					
211-43-3100-31200	SPECIAL ASSESSMENT/PRINCIPAL	18,518	18,518		
211-43-3100-33137	STATE AID	5,005,000	1,000,000	(4,005,000)	(80.02)
211-43-3100-33418	STATE STREET MAINTENANCE AID	335,000	335,000		
Totals for dept 43-3100 - STREETS		5,358,518	1,353,518	(4,005,000)	(74.74)
Dept 49-9200 - UNALLOCATED					
211-49-9200-31010	PROPERTY TAXES	997,000	1,145,000	148,000	14.84
211-49-9200-31800	FRANCHISE FEES	770,000	770,000		
211-49-9200-36210	INTEREST EARNINGS	26,854	26,854		
211-49-9200-36240	REFUNDS & REIMBURSEMENTS	20,000	20,000		
211-49-9200-39315	TRANSFERS IN	75,000		(75,000)	(100.00)
211-49-9200-39320	CAP IMP/BOND PROCEEDS		5,870,000	5,870,000	
Totals for dept 49-9200 - UNALLOCATED		1,888,854	7,831,854	5,943,000	314.64
TOTAL ESTIMATED REVENUES		7,247,372	9,185,372	1,938,000	26.74

BUDGET REPORT FOR FOREST LAKE  
Fund: 211 CAPITAL IMPROVEMENT FUND

GL NUMBER	DESCRIPTION	2024 ADOPTED BUDG BUDGET	2025 ADOPTED BUDG BUDGET	2025 ADOPTED BUDG AMT CHANGE	2025 ADOPTED BUDG % CHANGE
APPROPRIATIONS					
Dept 43-3100 - STREETS					
54070	HWYS, STREET/CONCRETE	45,000	45,000		
54080	MAINT ASPHALT MILL & OVERLAY	30,000	30,000		
54100	GRAVEL	20,000	20,000		
54140	SEALCOATING	210,000	210,000		
54150	SIGNS & PAVEMENT MARKINGS	30,000	30,000		
Totals for dept 43-3100 - STREETS		<u>335,000</u>	<u>335,000</u>		
Dept 43-3135 - IMPROVEMENTS					
54080	MAINT ASPHALT MILL & OVERLAY	1,842,000	1,845,000	3,000	0.16
55250	CONTRACTOR PAYMENTS	5,940,000	6,865,000	925,000	15.57
Totals for dept 43-3135 - IMPROVEMENTS		<u>7,782,000</u>	<u>8,710,000</u>	<u>928,000</u>	<u>11.92</u>
TOTAL APPROPRIATIONS		<u>8,117,000</u>	<u>9,045,000</u>	<u>928,000</u>	<u>11.43</u>
NET OF REVENUES/APPROPRIATIONS - FUND 211		(869,628)	140,372	1,010,000	(116.14)
BEGINNING FUND BALANCE		1,194,708	325,080	(869,628)	(72.79)
ENDING FUND BALANCE		325,080	465,452	140,372	43.18



**Forest Lake**

**AS GOOD AS IT SOUNDS**


**ECONOMIC  
DEVELOPMENT  
FUND 212**

BUDGET REPORT FOR FOREST LAKE  
Fund: 212 ECONOMIC DEVELOPMENT FUND

GL NUMBER	DESCRIPTION	2024 ADOPTED BUDG BUDGET	2025 ADOPTED BUDG BUDGET	2025 ADOPTED BUDG AMT CHANGE	2025 ADOPTED BUDG % CHANGE
ESTIMATED REVENUES					
Dept 49-9200 - UNALLOCATED					
212-49-9200-31010	PROPERTY TAXES	157,460	203,989	46,529	29.55
Totals for dept 49-9200 - UNALLOCATED		157,460	203,989	46,529	29.55
TOTAL ESTIMATED REVENUES		157,460	203,989	46,529	29.55

BUDGET REPORT FOR FOREST LAKE  
Fund: 212 ECONOMIC DEVELOPMENT FUND

GL NUMBER	DESCRIPTION	2024 ADOPTED BUDG BUDGET	2025 ADOPTED BUDG BUDGET	2025 ADOPTED BUDG AMT CHANGE	2025 ADOPTED BUDG % CHANGE
<b>APPROPRIATIONS</b>					
Dept 46-1920 - ECONOMIC DEVELOPMENT					
51010	FULL TIME WAGES	60,993	88,301	27,308	44.77
51020	BOARD MEMBERS WAGES	3,000	3,000		
51210	PERA CONTRIBUTIONS	4,500	6,548	2,048	45.51
51220	FICA CONTRIBUTIONS	2,074	3,767	1,693	81.63
51230	MEDICARE	485	880	395	81.44
51310	MEDICARE	6,369	13,635	7,266	114.08
51320	DENTAL INSURANCE	263	1,199	936	355.89
51325	HCSF BENEFIT	150	225	75	50.00
51330	LIFE INSURANCE	51	76	25	49.02
51600	DISABILITY INSURANCE	262	358	96	36.64
52100	OPERATING SUPPLIES	3,000	1,500	(1,500)	(50.00)
53040	LEGAL SERVICES	3,000	3,000		
53070	PROFESSIONAL SERVICES		22,500	22,500	
53080	SEMINARS & TRAINING		1,000	1,000	
53350	CONTRACT SERVICES	30,000	7,500	(22,500)	(75.00)
54330	DUES & SUBSCRIPTIONS		500	500	
54370	MISCELLANEOUS	50,000	50,000		
Totals for dept 46-1920 - ECONOMIC DEVELOPMENT		164,147	203,989	39,842	24.27
<b>TOTAL APPROPRIATIONS</b>		164,147	203,989	39,842	24.27
<b>NET OF REVENUES/APPROPRIATIONS - FUND 212</b>		(6,687)		6,687	(100.00)
BEGINNING FUND BALANCE		263,802	257,115	(6,687)	(2.53)
ENDING FUND BALANCE		257,115	257,115		



**Forest Lake**

**AS GOOD AS IT SOUNDS**


**TIF #2  
CHERYWOOD  
POINTE  
FUND 215**

BUDGET REPORT FOR FOREST LAKE  
Fund: 215 TIF #2 CHERRYWOOD POINTE

GL NUMBER	DESCRIPTION	2024 ADOPTED BUDG BUDGET	2025 ADOPTED BUDG BUDGET	2025 ADOPTED BUDG AMT CHANGE	2025 ADOPTED BUDG % CHANGE
ESTIMATED REVENUES					
Dept 49-9200 - UNALLOCATED					
215-49-9200-31010	TIF REVENUE	160,316	183,002	22,686	14.15
Totals for dept 49-9200 - UNALLOCATED		160,316	183,002	22,686	14.15
TOTAL ESTIMATED REVENUES		160,316	183,002	22,686	14.15

BUDGET REPORT FOR FOREST LAKE  
Fund: 215 TIF #2 CHERRYWOOD POINTE

GL NUMBER	DESCRIPTION	2024 ADOPTED BUDG BUDGET	2025 ADOPTED BUDG BUDGET	2025 ADOPTED BUDG AMT CHANGE	2025 ADOPTED BUDG % CHANGE
APPROPRIATIONS					
Dept 46-1920 - ECONOMIC DEVELOPMENT					
53070	PROFESSIONAL SERVICES	3,000	3,000		
54370	MISCELLANEOUS	144,284	164,702	20,418	14.15
Totals for dept 46-1920 - ECONOMIC DEVELOPMENT		<u>147,284</u>	<u>167,702</u>	<u>20,418</u>	<u>13.86</u>
TOTAL APPROPRIATIONS					
		<u>147,284</u>	<u>167,702</u>	<u>20,418</u>	<u>13.86</u>
NET OF REVENUES/APPROPRIATIONS - FUND 215					
		13,032	15,300	2,268	17.40
BEGINNING FUND BALANCE		48,218	61,250	13,032	27.03
ENDING FUND BALANCE		61,250	76,550	15,300	24.98



**Forest Lake**

**AS GOOD AS IT SOUNDS**


**TIF #87  
CENTENNIAL  
OFFICE PARK  
FUND 216**

BUDGET REPORT FOR FOREST LAKE  
Fund: 216 TIF #87 CENTENNIAL OFFICE PARK

GL NUMBER	DESCRIPTION	2024 ADOPTED BUDG BUDGET	2025 ADOPTED BUDG BUDGET	2025 ADOPTED BUDG AMT CHANGE	2025 ADOPTED BUDG % CHANGE
ESTIMATED REVENUES					
Dept 49-9200 - UNALLOCATED					
216-49-9200-31010	TIF REVENUE	13,382	13,046	(336)	(2.51)
Totals for dept 49-9200 - UNALLOCATED		13,382	13,046	(336)	(2.51)
TOTAL ESTIMATED REVENUES		13,382	13,046	(336)	(2.51)

BUDGET REPORT FOR FOREST LAKE  
Fund: 216 TIF #87 CENTENNIAL OFFICE PARK

GL NUMBER	DESCRIPTION	2024 ADOPTED BUDG BUDGET	2025 ADOPTED BUDG BUDGET	2025 ADOPTED BUDG AMT CHANGE	2025 ADOPTED BUDG % CHANGE
APPROPRIATIONS					
Dept 46-1920 - ECONOMIC DEVELOPMENT					
54370	MISCELLANEOUS	12,044	11,741	(303)	(2.52)
Totals for dept 46-1920 - ECONOMIC DEVELOPMENT		12,044	11,741	(303)	(2.52)
TOTAL APPROPRIATIONS		12,044	11,741	(303)	(2.52)
NET OF REVENUES/APPROPRIATIONS - FUND 216		1,338	1,305	(33)	(2.47)
BEGINNING FUND BALANCE		(41,493)	(40,155)	1,338	(3.22)
ENDING FUND BALANCE		(40,155)	(38,850)	1,305	(3.25)



**Forest Lake**

**AS GOOD AS IT SOUNDS**


**OLD CITY HALL  
REVELOPMENT  
TIF DISTRICT  
FUND 217**

BUDGET REPORT FOR FOREST LAKE  
Fund: 217 TIF OLD CITY HALL REDEV

GL NUMBER	DESCRIPTION	2024 ADOPTED BUDG BUDGET	2025 ADOPTED BUDG BUDGET	2025 ADOPTED BUDG AMT CHANGE	2025 ADOPTED BUDG % CHANGE
ESTIMATED REVENUES					
Dept 49-9200 - UNALLOCATED					
217-49-9200-31010	TIF REVENUE	244,212	369,302	125,090	51.22
Totals for dept 49-9200 - UNALLOCATED		244,212	369,302	125,090	51.22
TOTAL ESTIMATED REVENUES		244,212	369,302	125,090	51.22

BUDGET REPORT FOR FOREST LAKE  
Fund: 217 TIF OLD CITY HALL REDEV

GL NUMBER	DESCRIPTION	2024 ADOPTED BUDG BUDGET	2025 ADOPTED BUDG BUDGET	2025 ADOPTED BUDG AMT CHANGE	2025 ADOPTED BUDG % CHANGE
APPROPRIATIONS					
Dept 46-1920 - ECONOMIC DEVELOPMENT					
53070	PROFESSIONAL SERVICES	1,000	1,000		
54370	MISCELLANEOUS	219,791	332,372	112,581	51.22
Totals for dept 46-1920 - ECONOMIC DEVELOPMENT		<u>220,791</u>	<u>333,372</u>	<u>112,581</u>	<u>50.99</u>
TOTAL APPROPRIATIONS		<u>220,791</u>	<u>333,372</u>	<u>112,581</u>	<u>50.99</u>
NET OF REVENUES/APPROPRIATIONS - FUND 217		<u>23,421</u>	<u>35,930</u>	<u>12,509</u>	<u>53.41</u>
BEGINNING FUND BALANCE		(226,975)	(203,554)	23,421	(10.32)
ENDING FUND BALANCE		(203,554)	(167,624)	35,930	(17.65)



**Forest Lake**

**AS GOOD AS IT SOUNDS**

**AIRPORT FUND  
FUND 250**

BUDGET REPORT FOR FOREST LAKE


Fund: 250 AIRPORT FUND

GL NUMBER	DESCRIPTION	2024 ADOPTED BUDG BUDGET	2025 ADOPTED BUDG BUDGET	2025 ADOPTED BUDG AMT CHANGE	2025 ADOPTED BUDG % CHANGE
ESTIMATED REVENUES					
Dept 43-9810 - AIRPORT					
250-43-9810-33430	AIRPORT STATE GRANT OPERATING	18,526	18,526		
250-43-9810-33437	AIRPORT STATE GRANT CAPITAL		527,250	527,250	
250-43-9810-38020	AIRPORT HANGAR RENT	33,146	33,883	737	2.22
250-43-9810-38022	AIRPORT AGRICULTURE RENT	18,400	14,016	(4,384)	(23.83)
250-43-9810-38023	AIRPORT AV GAS SALES	69,000	50,000	(19,000)	(27.54)
Totals for dept 43-9810 - AIRPORT		139,072	643,675	504,603	362.84
Dept 49-9200 - UNALLOCATED					
250-49-9200-36210	INTEREST EARNINGS		10,000	10,000	
Totals for dept 49-9200 - UNALLOCATED			10,000	10,000	
TOTAL ESTIMATED REVENUES		139,072	653,675	514,603	370.03

BUDGET REPORT FOR FOREST LAKE

Fund: 250 AIRPORT FUND

GL NUMBER	DESCRIPTION	2024 ADOPTED BUDG BUDGET	2025 ADOPTED BUDG BUDGET	2025 ADOPTED BUDG AMT CHANGE	2025 ADOPTED BUDG % CHANGE
<b>APPROPRIATIONS</b>					
Dept 43-9810 - AIRPORT					
51010	FULL TIME WAGES	22,833	50,825	27,992	122.59
51020	BOARD MEMBERS WAGES	600	600		
51210	PERA CONTRIBUTIONS	1,712	3,812	2,100	122.66
51220	FICA CONTRIBUTIONS	1,453	3,188	1,735	119.41
51230	MEDICARE	340	746	406	119.41
51310	HEALTH INSURANCE	5,184	9,873	4,689	90.45
51320	DENTAL INSURANCE	479	879	400	83.51
51325	HCSP BENEFIT	90	165	75	83.33
51330	LIFE INSURANCE	30	56	26	86.67
51600	DISABILITY INSURANCE	24	121	97	404.17
52120	MOTOR FUEL	60,000	40,000	(20,000)	(33.33)
52210	REPAIR & MAINT SUPPLIES		4,100	4,100	
53010	AUDIT SERVICES	4,800	4,800		
53040	LEGAL SERVICES		5,000	5,000	
53050	ENGINEERING CHARGES	6,000	6,000		
53210	TELEPHONE	3,300	3,300		
53600	INSURANCE	3,150	3,150		
53810	ELECTRIC UTILITIES	3,300	3,364	64	1.94
54010	REPAIR & MAINT-BUILDINGS	3,000	3,000		
54040	REPAIR & MAINT EQUIPMENT	2,000	2,000		
54270	LICENSES & PERMITS	1,500	1,500		
54370	MISCELLANEOUS	3,500	3,500		
55250	CONTRACTOR PAYMENTS		555,000	555,000	
Totals for dept 43-9810 - AIRPORT		123,295	704,979	581,684	471.78
<b>TOTAL APPROPRIATIONS</b>		123,295	704,979	581,684	471.78
<b>NET OF REVENUES/APPROPRIATIONS - FUND 250</b>		15,777	(51,304)	(67,081)	(425.18)
BEGINNING FUND BALANCE		245,766	261,543	15,777	6.42
ENDING FUND BALANCE		261,543	210,239	(51,304)	(19.62)



**Forest Lake**

**AS GOOD AS IT SOUNDS**


**DEBT SERVICE  
EDA REFUNDING  
FUND 323**

BUDGET REPORT FOR FOREST LAKE  
Fund: 323 DEBT SERVICE EDA REFUNDING

GL NUMBER	DESCRIPTION	2024 ADOPTED BUDG BUDGET	2025 ADOPTED BUDG BUDGET	2025 ADOPTED BUDG AMT CHANGE	2025 ADOPTED BUDG % CHANGE
ESTIMATED REVENUES					
Dept 49-9200 - UNALLOCATED					
323-49-9200-31010	PROPERTY TAXES	1,415,100	1,414,100	(1,000)	(0.07)
Totals for dept 49-9200 - UNALLOCATED		<u>1,415,100</u>	<u>1,414,100</u>	<u>(1,000)</u>	<u>(0.07)</u>
TOTAL ESTIMATED REVENUES		<u>1,415,100</u>	<u>1,414,100</u>	<u>(1,000)</u>	<u>(0.07)</u>

BUDGET REPORT FOR FOREST LAKE  
Fund: 323 DEBT SERVICE EDA REFUNDING

GL NUMBER	DESCRIPTION	2024 ADOPTED BUDG BUDGET	2025 ADOPTED BUDG BUDGET	2025 ADOPTED BUDG AMT CHANGE	2025 ADOPTED BUDG % CHANGE
APPROPRIATIONS					
Dept 47-7010 - DEBT SERVICE					
56010	BOND PRINCIPAL	880,000	920,000	40,000	4.55
56110	INTEREST EXPENSE	517,100	472,100	(45,000)	(8.70)
56200	PAYING AGENT FEES		175	175	
Totals for dept 47-7010 - DEBT SERVICE		<u>1,397,100</u>	<u>1,392,275</u>	<u>(4,825)</u>	<u>(0.35)</u>
TOTAL APPROPRIATIONS		<u>1,397,100</u>	<u>1,392,275</u>	<u>(4,825)</u>	<u>(0.35)</u>
NET OF REVENUES/APPROPRIATIONS - FUND 323		18,000	21,825	3,825	21.25
BEGINNING FUND BALANCE		1,553,027	1,571,027	18,000	1.16
ENDING FUND BALANCE		1,571,027	1,592,852	21,825	1.39



**Forest Lake**

**AS GOOD AS IT SOUNDS**


**DEBT SERVICE  
YMCA  
FUND 325**

BUDGET REPORT FOR FOREST LAKE  
Fund: 325 DEBT SERVICE YMCA

GL NUMBER	DESCRIPTION	2024	2025	2025	2025
		ADOPTED BUDG BUDGET	ADOPTED BUDG BUDGET	ADOPTED BUDG AMT CHANGE	ADOPTED BUDG % CHANGE
ESTIMATED REVENUES					
Dept 49-9200 - UNALLOCATED					
325-49-9200-31010	PROPERTY TAXES	628,530	628,753	223	0.04
Totals for dept 49-9200 - UNALLOCATED		628,530	628,753	223	0.04
TOTAL ESTIMATED REVENUES		628,530	628,753	223	0.04

BUDGET REPORT FOR FOREST LAKE  
Fund: 325 DEBT SERVICE YMCA

GL NUMBER	DESCRIPTION	2024 ADOPTED BUDG BUDGET	2025 ADOPTED BUDG BUDGET	2025 ADOPTED BUDG AMT CHANGE	2025 ADOPTED BUDG % CHANGE
APPROPRIATIONS					
Dept 47-7010 - DEBT SERVICE					
56010	BOND PRINCIPAL	430,000	435,000	5,000	1.16
56110	INTEREST EXPENSE	168,115	158,706	(9,409)	(5.60)
Totals for dept 47-7010 - DEBT SERVICE		598,115	593,706	(4,409)	(0.74)
TOTAL APPROPRIATIONS		598,115	593,706	(4,409)	(0.74)
NET OF REVENUES/APPROPRIATIONS - FUND 325		30,415	35,047	4,632	15.23
BEGINNING FUND BALANCE		539,765	570,180	30,415	5.63
ENDING FUND BALANCE		570,180	605,227	35,047	6.15



**Forest Lake**

**AS GOOD AS IT SOUNDS**


**DEBT SERVICE  
PAVEMENT  
FUND FUND 326**

BUDGET REPORT FOR FOREST LAKE  
Fund: 326 DEBT SERVICE PAVEMENT FUND

GL NUMBER	DESCRIPTION	2024 ADOPTED BUDG BUDGET	2025 ADOPTED BUDG BUDGET	2025 ADOPTED BUDG AMT CHANGE	2025 ADOPTED BUDG % CHANGE
ESTIMATED REVENUES					
Dept 49-9200 - UNALLOCATED					
326-49-9200-31010	PROPERTY TAXES	344,865	332,063	(12,802)	(3.71)
Totals for dept 49-9200 - UNALLOCATED		344,865	332,063	(12,802)	(3.71)
TOTAL ESTIMATED REVENUES		344,865	332,063	(12,802)	(3.71)

BUDGET REPORT FOR FOREST LAKE  
Fund: 326 DEBT SERVICE PAVEMENT FUND

GL NUMBER	DESCRIPTION	2024 ADOPTED BUDG BUDGET	2025 ADOPTED BUDG BUDGET	2025 ADOPTED BUDG AMT CHANGE	2025 ADOPTED BUDG % CHANGE
APPROPRIATIONS					
Dept 47-7010 - DEBT SERVICE					
56010	BOND PRINCIPAL	190,000	200,000	10,000	5.26
56110	BOND INTEREST	121,000	111,250	(9,750)	(8.06)
56200	PAYING AGENT FEES		175	175	
Totals for dept 47-7010 - DEBT SERVICE		311,000	311,425	425	0.14
TOTAL APPROPRIATIONS		311,000	311,425	425	0.14
NET OF REVENUES/APPROPRIATIONS - FUND 326		33,865	20,638	(13,227)	(39.06)
BEGINNING FUND BALANCE		246,453	280,318	33,865	13.74
ENDING FUND BALANCE		280,318	300,956	20,638	7.36



**Forest Lake**

**AS GOOD AS IT SOUNDS**


**2024 EQUIPMENT  
CERTIFICATE  
FUND 327**

BUDGET REPORT FOR FOREST LAKE  
Fund: 327 2024 EQUIPMENT CERTIFICATE

GL NUMBER	DESCRIPTION	2024 ADOPTED BUDG BUDGET	2025 ADOPTED BUDG BUDGET	2025 ADOPTED BUDG AMT CHANGE	2025 ADOPTED BUDG % CHANGE
ESTIMATED REVENUES					
Dept 49-9200 - UNALLOCATED					
327-49-9200-31010	PROPERTY TAXES	105,000	298,849	193,849	184.62
Totals for dept 49-9200 - UNALLOCATED		105,000	298,849	193,849	184.62
TOTAL ESTIMATED REVENUES		105,000	298,849	193,849	184.62

BUDGET REPORT FOR FOREST LAKE  
Fund: 327 2024 EQUIPMENT CERTIFICATE

GL NUMBER	DESCRIPTION	2024 ADOPTED BUDG BUDGET	2025 ADOPTED BUDG BUDGET	2025 ADOPTED BUDG AMT CHANGE	2025 ADOPTED BUDG % CHANGE
APPROPRIATIONS					
Dept 47-7010 - DEBT SERVICE					
56110	INTEREST EXPENSE		98,418	98,418	
Totals for dept 47-7010 - DEBT SERVICE			98,418	98,418	
TOTAL APPROPRIATIONS			98,418	98,418	
NET OF REVENUES/APPROPRIATIONS - FUND 327		105,000	200,431	95,431	90.89
BEGINNING FUND BALANCE			105,000	105,000	
ENDING FUND BALANCE		105,000	305,431	200,431	190.89



**Forest Lake**

**AS GOOD AS IT SOUNDS**


**CAPITAL  
EQUIPMENT  
FUND 401**

BUDGET REPORT FOR FOREST LAKE  
Fund: 401 CAPITAL EQUIPMENT FUND

GL NUMBER	DESCRIPTION	2024 ADOPTED BUDG BUDGET	2025 ADOPTED BUDG BUDGET	2025 ADOPTED BUDG AMT CHANGE	2025 ADOPTED BUDG % CHANGE
ESTIMATED REVENUES					
Dept 41-1940 - GENERAL GOVERNMENT BUILDINGS					
401-41-1940-34100	RENTALS	27,000	47,409	20,409	75.59
Totals for dept 41-1940 - GENERAL GOVERNMENT BUILDIN		<u>27,000</u>	<u>47,409</u>	<u>20,409</u>	<u>75.59</u>
Dept 42-2200 - FIRE					
401-42-2200-36240	REFUNDS & REIMBURSEMENTS	217,284	51,737	(165,547)	(76.19)
Totals for dept 42-2200 - FIRE		<u>217,284</u>	<u>51,737</u>	<u>(165,547)</u>	<u>(76.19)</u>
Dept 49-9200 - UNALLOCATED					
401-49-9200-31010	PROPERTY TAXES	950,000	935,000	(15,000)	(1.58)
401-49-9200-36210	INTEREST EARNINGS	722	10,557	9,835	1,362.19
401-49-9200-39101	GAIN ON SALE OF ASSETS	193,250	219,000	25,750	13.32
401-49-9200-39102	BOND PROCEEDS	2,281,916		(2,281,916)	(100.00)
401-49-9200-39315	TRANSFERS IN		100,000	100,000	
Totals for dept 49-9200 - UNALLOCATED		<u>3,425,888</u>	<u>1,264,557</u>	<u>(2,161,331)</u>	<u>(63.09)</u>
TOTAL ESTIMATED REVENUES		<u>3,670,172</u>	<u>1,363,703</u>	<u>(2,306,469)</u>	<u>(62.84)</u>

BUDGET REPORT FOR FOREST LAKE  
Fund: 401 CAPITAL EQUIPMENT FUND

GL NUMBER	DESCRIPTION	2024 ADOPTED BUDG BUDGET	2025 ADOPTED BUDG BUDGET	2025 ADOPTED BUDG AMT CHANGE	2025 ADOPTED BUDG % CHANGE
APPROPRIATIONS					
Dept 42-2100 - POLICE					
55500	CAP OUTLAY-VEHICLES	228,000	235,000	7,000	3.07
55800	CAP OUTLAY-EQUIPMENT	241,000	30,000	(211,000)	(87.55)
Totals for dept 42-2100 - POLICE		<u>469,000</u>	<u>265,000</u>	<u>(204,000)</u>	<u>(43.50)</u>
Dept 42-2200 - FIRE					
55500	CAP OUTLAY-VEHICLES	1,016,685	240,435	(776,250)	(76.35)
55800	CAP OUTLAY-EQUIPMENT	18,000	18,250	250	1.39
Totals for dept 42-2200 - FIRE		<u>1,034,685</u>	<u>258,685</u>	<u>(776,000)</u>	<u>(75.00)</u>
Dept 43-3100 - STREETS					
55500	CAP OUTLAY-VEHICLES	430,918	764,000	333,082	77.30
55800	CAP OUTLAY-EQUIPMENT	42,500	15,000	(27,500)	(64.71)
Totals for dept 43-3100 - STREETS		<u>473,418</u>	<u>779,000</u>	<u>305,582</u>	<u>64.55</u>
Dept 45-5200 - PARK MAINTENANCE					
55800	CAP OUTLAY-EQUIPMENT	17,000	143,000	126,000	741.18
Totals for dept 45-5200 - PARK MAINTENANCE		<u>17,000</u>	<u>143,000</u>	<u>126,000</u>	<u>741.18</u>
TOTAL APPROPRIATIONS		<u>1,994,103</u>	<u>1,445,685</u>	<u>(548,418)</u>	<u>(27.50)</u>
NET OF REVENUES/APPROPRIATIONS - FUND 401		<u>1,676,069</u>	<u>(81,982)</u>	<u>(1,758,051)</u>	<u>(104.89)</u>
BEGINNING FUND BALANCE		516,509	2,192,578	1,676,069	324.50
ENDING FUND BALANCE		2,192,578	2,110,596	(81,982)	(3.74)



**Forest Lake**

**AS GOOD AS IT SOUNDS**


**BUILDING  
MAINTENANCE  
FUND 402**

BUDGET REPORT FOR FOREST LAKE  
Fund: 402 BUILDING MAINTENANCE FUND

GL NUMBER	DESCRIPTION	2024 ADOPTED BUDG BUDGET	2025 ADOPTED BUDG BUDGET	2025 ADOPTED BUDG AMT CHANGE	2025 ADOPTED BUDG % CHANGE
ESTIMATED REVENUES					
Dept 49-9200 - UNALLOCATED					
402-49-9200-31010	PROPERTY TAXES	50,000	100,000	50,000	100.00
Totals for dept 49-9200 - UNALLOCATED		50,000	100,000	50,000	100.00
TOTAL ESTIMATED REVENUES		50,000	100,000	50,000	100.00

BUDGET REPORT FOR FOREST LAKE  
Fund: 402 BUILDING MAINTENANCE FUND

GL NUMBER	DESCRIPTION	2024 ADOPTED BUDG BUDGET	2025 ADOPTED BUDG BUDGET	2025 ADOPTED BUDG AMT CHANGE	2025 ADOPTED BUDG % CHANGE
APPROPRIATIONS					
Dept 41-1940 - GENERAL GOVERNMENT BUILDINGS					
54010	REPAIR & MAINT-BUILDINGS	50,000	100,000	50,000	100.00
Totals for dept 41-1940 - GENERAL GOVERNMENT BUILDIN		50,000	100,000	50,000	100.00
TOTAL APPROPRIATIONS		50,000	100,000	50,000	100.00
NET OF REVENUES/APPROPRIATIONS - FUND 402					
BEGINNING FUND BALANCE					
ENDING FUND BALANCE					



**Forest Lake**


**AS GOOD AS IT SOUNDS**

**PUBLIC SAFETY  
AID  
FUND 403**

BUDGET REPORT FOR FOREST LAKE

Fund: 403 PUBLIC SAFETY AID

GL NUMBER	DESCRIPTION	2024 ADOPTED BUDG BUDGET	2025 ADOPTED BUDG BUDGET	2025 ADOPTED BUDG AMT CHANGE	2025 ADOPTED BUDG % CHANGE
APPROPRIATIONS					
Dept 42-2100 - POLICE					
55800	CAP OUTLAY-EQUIPMENT		175,190	175,190	
Totals for dept 42-2100 - POLICE			175,190	175,190	
Dept 49-9200 - UNALLOCATED					
57110	TRANSFERS OUT		100,000	100,000	
Totals for dept 49-9200 - UNALLOCATED			100,000	100,000	
TOTAL APPROPRIATIONS			275,190	275,190	
NET OF REVENUES/APPROPRIATIONS - FUND 403			(275,190)	(275,190)	
	BEGINNING FUND BALANCE	918,572	918,572		
	ENDING FUND BALANCE	918,572	643,382	(275,190)	(29.96)



**Forest Lake**

**AS GOOD AS IT SOUNDS**

**WATER FUND  
FUND 631**

BUDGET REPORT FOR FOREST LAKE


Fund: 631 WATER FUND

GL NUMBER	DESCRIPTION	2024 ADOPTED BUDG BUDGET	2025 ADOPTED BUDG BUDGET	2025 ADOPTED BUDG AMT CHANGE	2025 ADOPTED BUDG % CHANGE
ESTIMATED REVENUES					
Dept 49-9200 - UNALLOCATED					
631-49-9200-36210	INTEREST EARNINGS	47,421	53,130	5,709	12.04
Totals for dept 49-9200 - UNALLOCATED		47,421	53,130	5,709	12.04
Dept 49-9420 - WATER OPERATIONS					
631-49-9420-33400	STATE GRANTS	1,000	10,000	9,000	900.00
631-49-9420-37100	WATER RESIDENTIAL USAGE SALES	2,223,748	2,580,200	356,452	16.03
631-49-9420-37101	LEAD TESTING	45,000	45,000		
631-49-9420-37102	MISCELLANEOUS CHARGES	1,700	1,700		
631-49-9420-37103	WATER METER FEE	55,000	57,000	2,000	3.64
631-49-9420-37106	WATER PENALTIES	10,000	10,000		
631-49-9420-37110	WATER COMMERCIAL USAGE SALES	584,139	704,488	120,349	20.60
631-49-9420-37172	WATER METER SALES	30,000	30,000		
631-49-9420-39101	GAIN ON SALE OF ASSETS		17,000	17,000	
Totals for dept 49-9420 - WATER OPERATIONS		2,950,587	3,455,388	504,801	17.11
Dept 49-9430 - WATER CAPITAL IMPROVEMENT					
631-49-9430-37174	WATER TRUNK CHARGES	200,000	200,000		
Totals for dept 49-9430 - WATER CAPITAL IMPROVEMENT		200,000	200,000		
TOTAL ESTIMATED REVENUES		3,198,008	3,708,518	510,510	15.96

BUDGET REPORT FOR FOREST LAKE

Fund: 631 WATER FUND

GL NUMBER	DESCRIPTION	2024 ADOPTED BUDG BUDGET	2025 ADOPTED BUDG BUDGET	2025 ADOPTED BUDG AMT CHANGE	2025 ADOPTED BUDG % CHANGE
<b>APPROPRIATIONS</b>					
Dept 47-7010 - DEBT SERVICE					
56110	INTEREST EXPENSE	399,847	365,175	(34,672)	(8.67)
Totals for dept 47-7010 - DEBT SERVICE		399,847	365,175	(34,672)	(8.67)
Dept 49-9420 - WATER OPERATIONS					
51010	FULL TIME WAGES	294,516	343,977	49,461	16.79
51030	PART TIME WAGES	25,000	28,140	3,140	12.56
51090	OVERTIME WAGES	17,500	20,000	2,500	14.29
51210	PERA CONTRIBUTIONS	23,401	27,298	3,897	16.65
51220	FICA CONTRIBUTIONS	20,895	24,311	3,416	16.35
51230	MEDICARE	4,887	5,686	799	16.35
51310	HEALTH INSURANCE	60,603	68,512	7,909	13.05
51320	DENTAL INSURANCE	5,351	5,898	547	10.22
51325	HCSP BENEFIT	1,005	1,107	102	10.15
51330	LIFE INSURANCE	338	373	35	10.36
51600	DISABILITY INSURANCE	938	1,014	76	8.10
52100	OPERATING SUPPLIES	110,000	110,000		
52120	MOTOR FUEL	16,500	15,000	(1,500)	(9.09)
52130	UNIFORMS & CLOTHING	6,000	6,000		
52160	CHEMICALS & TESTING	270,000	270,000		
52400	TOOLS & SMALL EQUIP	5,000	5,000		
53040	LEGAL SERVICES	500	500		
53050	ENGINEERING CHARGES	15,000	10,000	(5,000)	(33.33)
53070	PROFESSIONAL SERVICES	10,000	10,000		
53080	SEMINARS & TRAINING	1,000	2,000	1,000	100.00
53600	INSURANCE	36,750	36,750		
53810	ELECTRIC UTILITIES	280,000	285,000	5,000	1.79
53830	GAS UTILITIES	500	500		
54010	REPAIR & MAINT-BUILDINGS	7,500	7,500		
54020	REPAIR & MAINT - SUBS	90,000	90,000		
54030	REPAIR & MAINT-IMPROVEMENTS	35,000	35,000		
54040	REPAIR & MAINT EQUIPMENT	90,000	90,000		
54250	RENTALS	5,000	5,000		
54370	MISCELLANEOUS	1,500	1,500		
54380	DEPRECIATION EXPENSE	612,000	675,000	63,000	10.29
55800	CAP OUTLAY-EQUIPMENT		31,000	31,000	
55840	CAP OUTLAY-IMPROVEMENTS	705,000	1,375,000	670,000	95.04
Totals for dept 49-9420 - WATER OPERATIONS		2,751,684	3,587,066	835,382	30.36
Dept 49-9440 - WATER ADMINISTRATION					
51010	FULL TIME WAGES	136,566	120,505	(16,061)	(11.76)
51210	PERA CONTRIBUTIONS	10,242	9,038	(1,204)	(11.76)
51220	FICA CONTRIBUTIONS	8,467	7,471	(996)	(11.76)
51230	MEDICARE	1,980	1,747	(233)	(11.77)
51310	HEALTH INSURANCE	22,811	21,816	(995)	(4.36)
51320	DENTAL INSURANCE	1,695	1,918	223	13.16
51325	HCSP BENEFIT	450	360	(90)	(20.00)
51330	LIFE INSURANCE	152	121	(31)	(20.39)
51600	DISABILITY INSURANCE	432	407	(25)	(5.79)
53010	AUDIT SERVICES	9,500	9,500		
53050	ENGINEERING CHARGES	1,000	1,000		
53070	PROFESSIONAL SERVICES	22,000	33,000	11,000	50.00
53080	SEMINARS & TRAINING	1,000	1,000		
53090	COMPUTER SUPPORT	7,500	7,500		
53110	LOCATES	4,000	4,000		
53210	TELEPHONE	8,500	18,000	9,500	111.76
53220	POSTAGE	1,500	1,500		
53520	PUBLISHING & ADS	600	600		
54270	LICENSES & PERMITS	8,000	8,000		
54330	DUES & SUBSCRIPTIONS	500	500		
54440	STATE LEAD TESTING	42,500	45,000	2,500	5.88
57110	TRANSFERS OUT	25,000		(25,000)	(100.00)
Totals for dept 49-9440 - WATER ADMINISTRATION		314,395	292,983	(21,412)	(6.81)
<b>TOTAL APPROPRIATIONS</b>		<b>3,465,926</b>	<b>4,245,224</b>	<b>779,298</b>	<b>22.48</b>
<b>NET OF REVENUES/APPROPRIATIONS - FUND 631</b>		<b>(267,918)</b>	<b>(536,706)</b>	<b>(268,788)</b>	<b>100.32</b>
BEGINNING FUND BALANCE		21,641,820	21,373,902	(267,918)	(1.24)
ENDING FUND BALANCE		21,373,902	20,837,196	(536,706)	(2.51)



**Forest Lake**

**AS GOOD AS IT SOUNDS**

**SEWER FUND  
FUND 632**

BUDGET REPORT FOR FOREST LAKE

Fund: 632 SEWER FUND

GL NUMBER	DESCRIPTION	2024 ADOPTED BUDG BUDGET	2025 ADOPTED BUDG BUDGET	2025 ADOPTED BUDG AMT CHANGE	2025 ADOPTED BUDG % CHANGE
ESTIMATED REVENUES					
Dept 49-9200 - UNALLOCATED					
632-49-9200-36210	INTEREST EARNINGS	50,658	74,378	23,720	46.82
Totals for dept 49-9200 - UNALLOCATED		50,658	74,378	23,720	46.82
Dept 49-9450 - SANITARY SEWER OPERATIONS					
632-49-9450-33137	STATE AID	300,000		(300,000)	(100.00)
632-49-9450-37107	SEWER PENALTIES	15,000	15,000		
632-49-9450-37150	SEWER HOOKUP/INSPECTION	5,000	5,000		
632-49-9450-37200	SEWER RESIDENTIAL USAGE SALES	3,129,737	3,393,388	263,651	8.42
632-49-9450-37210	SEWER COMMERCIAL USAGE SALES	605,813	647,904	42,091	6.95
632-49-9450-39101	GAIN ON SALE OF ASSETS		17,000	17,000	
Totals for dept 49-9450 - SANITARY SEWER OPERATIONS		4,055,550	4,078,292	22,742	0.56
Dept 49-9460 - SEWER CAPITAL IMPROVMENT					
632-49-9460-37274	SEWER TRUNK CHARGES	200,000	200,000		
Totals for dept 49-9460 - SEWER CAPITAL IMPROVMENT		200,000	200,000		
TOTAL ESTIMATED REVENUES		4,306,208	4,352,670	46,462	1.08

BUDGET REPORT FOR FOREST LAKE

Fund: 632 SEWER FUND

GL NUMBER	DESCRIPTION	2024 ADOPTED BUDG BUDGET	2025 ADOPTED BUDG BUDGET	2025 ADOPTED BUDG AMT CHANGE	2025 ADOPTED BUDG % CHANGE
<b>APPROPRIATIONS</b>					
Dept 47-7010 - DEBT SERVICE					
56110	INTEREST EXPENSE	61,620	55,970	(5,650)	(9.17)
Totals for dept 47-7010 - DEBT SERVICE		61,620	55,970	(5,650)	(9.17)
Dept 49-9450 - SANITARY SEWER OPERATIONS					
51010	FULL TIME WAGES	228,685	253,426	24,741	10.82
51030	PART TIME WAGES	9,000	27,872	18,872	209.69
51090	OVERTIME WAGES	20,000	20,000		
51210	PERA CONTRIBUTIONS	18,651	20,507	1,856	9.95
51220	FICA CONTRIBUTIONS	15,976	18,680	2,704	16.93
51230	MEDICARE	3,736	4,369	633	16.94
51310	HEALTH INSURANCE	45,108	47,840	2,732	6.06
51320	DENTAL INSURANCE	4,153	4,283	130	3.13
51325	HCSP BENEFIT	780	804	24	3.08
51330	LIFE INSURANCE	253	261	8	3.16
51600	DISABILITY INSURANCE	853	698	(155)	(18.17)
52100	OPERATING SUPPLIES	60,000	50,000	(10,000)	(16.67)
52120	MOTOR FUEL	13,000	11,000	(2,000)	(15.38)
52130	UNIFORMS & CLOTHING	2,500	2,500		
52400	TOOLS & SMALL EQUIP	5,000	5,000		
53050	ENGINEERING CHARGES	5,000	5,000		
53070	PROFESSIONAL SERVICES	2,500	3,500	1,000	40.00
53080	SEMINARS & TRAINING	3,000	3,000		
53600	INSURANCE	58,051	58,051		
53810	ELECTRIC UTILITIES	80,000	76,301	(3,699)	(4.62)
54020	REPAIR & MAINT - SUBS	40,000	35,000	(5,000)	(12.50)
54030	REPAIR & MAINT - IMPROVEMENTS	50,000	50,000		
54040	REPAIR & MAINT EQUIPMENT	35,000	60,000	25,000	71.43
54370	MISCELLANEOUS	1,000	1,000		
54380	DEPRECIATION EXPENSE	664,519	725,000	60,481	9.10
54410	MET COUNCIL SEWER TREATMENT	1,723,071	1,867,764	144,693	8.40
55800	CAP OUTLAY-EQUIPMENT		31,000	31,000	
55840	CAP OUTLAY-IMPROVEMENTS	425,000	785,000	360,000	84.71
Totals for dept 49-9450 - SANITARY SEWER OPERATIONS		3,514,836	4,167,856	653,020	18.58
Dept 49-9490 - SANITARY SEWER ADMINISTRATION					
51010	FULL TIME WAGES	169,010	163,605	(5,405)	(3.20)
51210	PERA CONTRIBUTIONS	12,676	12,270	(406)	(3.20)
51220	FICA CONTRIBUTIONS	10,479	10,144	(335)	(3.20)
51230	MEDICARE	2,451	2,372	(79)	(3.22)
51310	HEALTH INSURANCE	29,116	30,489	1,373	4.72
51320	DENTAL INSURANCE	1,958	2,477	519	26.51
51325	HCSP BENEFIT	540	465	(75)	(13.89)
51330	LIFE INSURANCE	182	157	(25)	(13.74)
51600	DISABILITY INSURANCE	522	550	28	5.36
53010	AUDIT SERVICES	9,500	9,500		
53070	PROFESSIONAL SERVICES	30,000	35,000	5,000	16.67
53110	LOCATES	4,000	4,000		
53210	TELEPHONE	850	850		
53520	PUBLISHING & ADS	250	250		
54270	LICENSES & PERMITS	500	500		
54370	MISCELLANEOUS	2,500	2,500		
57110	TRANSFERS OUT	25,000		(25,000)	(100.00)
Totals for dept 49-9490 - SANITARY SEWER ADMINISTRATION		299,534	275,129	(24,405)	(8.15)
<b>TOTAL APPROPRIATIONS</b>		<b>3,875,990</b>	<b>4,498,955</b>	<b>622,965</b>	<b>16.07</b>
<b>NET OF REVENUES/APPROPRIATIONS - FUND 632</b>		<b>430,218</b>	<b>(146,285)</b>	<b>(576,503)</b>	<b>(134.00)</b>
BEGINNING FUND BALANCE		20,404,006	20,834,224	430,218	2.11
ENDING FUND BALANCE		20,834,224	20,687,939	(146,285)	(0.70)
ESTIMATED REVENUES - ALL FUNDS		34,834,342	37,663,832		
APPROPRIATIONS - ALL FUNDS		34,473,254	38,620,980		
NET OF REVENUES/APPROPRIATIONS - ALL FUNDS		361,088	(957,148)		
BEGINNING FUND BALANCE - ALL FUNDS		56,740,810	57,101,898	361,088	0.64
ENDING FUND BALANCE - ALL FUNDS		57,101,898	56,144,750	(957,148)	(1.68)